

Deposit to earn rewards

Sign up and deposit to receive up to **10,055 USDT** in bonuses.
Exclusive for new users only.

Get it now

[PDF Database Document] - BTCC Cryptocurrency Exchange

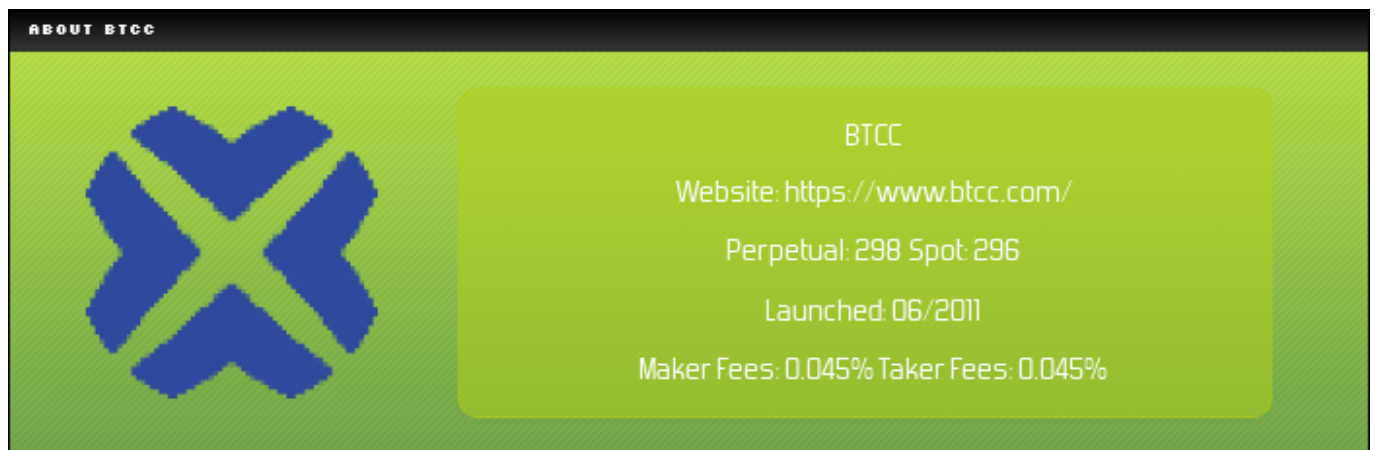
Original:


<https://www.btcc.com/en-US/academy/research-analysis/btcc-vs-coinjar-which-one-is-better-2>

BTCC vs CoinJar: Which One is Better?

Digital assets has witnessed fast development over the past years, causing more and more individuals and institutional investment join this emerging financial sector. The simplest and best way to get exposure to crypto asset is open an account at an reliable exchange. However, sometimes, it can be overwhelming to navigate all kinds of crypto exchanges and pick the best one according to one's preference and demands.

About BTCC



|  | |
|---|---|
| Name | BTCC |
| Launched | 06/2011 |
| Website | https://www.btcc.com/ |
| Blog | https://www.btcc.com/blog/ |
| Twitter | https://twitter.com/BTCCexchange |
| Maker Fees | 0.045 |
| Taker Fees | 0.045 |


| | |
|-------------------------------|---------------------|
| Perpetual Trading volume(24h) | \$ 35.8B |
| Perpetual Trading Pairs | 298 |
| Spot Trading volume(24h) | \$ 1.2B |
| Spot Trading Pairs | 296 |
| Fiat Supported | |
| Update Time | 2025-07-23 07:11:01 |

BTCC is one of the longest-serving exchanges in the world with strong presence globally. With businesses operating in more than 100 countries and regions with more than 6 million registered users, BTCC is a reliable choice for crypto investors.

BTCC, one of the longest-running exchanges in the world, supports [crypto copy trading](#), [spot trading](#), as well as [futures trading](#) for 300+ cryptocurrencies with a leverage of up to **500X**. If you want to trade cryptocurrency, you can start by signing up for [BTCC](#).

About CoinJar

ABOUT COINJAR




CoinJar

Website: <https://www.coinjar.com/>

Perpetual: 0 Spot: 342

Launched: 05/2013

Maker Fees: 0% Taker Fees: 0%

| | |
|---|---|
|  | |
| Name | CoinJar |
| Launched | 05/2013 |
| Website | https://www.coinjar.com/ |
| Blog | https://blog.coinjar.com/ |
| Twitter | https://twitter.com/getcoinjar |
| Maker Fees | 0 |
| Taker Fees | 0 |
| Perpetual Trading volume(24h) | \$ 0 |
| Perpetual Trading Pairs | 0 |
| Spot Trading volume(24h) | \$ 3.3M |
| Spot Trading Pairs | 342 |

| | |
|----------------|---------------------|
| Fiat Supported | AUD, GBP, EUR |
| Update Time | 2025-07-23 07:39:01 |

Established in 2013, CoinJar is an Australian-based cryptocurrency exchange. With a mission of making it as simple and secure as possible for people to invest in the cryptocurrency future, CoinJar is user-friendly and could be the perfect starting point for inexperienced investors.

[\ Trade On BTCC With 10 FREE USDT! /](#)

[Register Now To Earn Rewards Up To 10,055 USDT](#)

BTCC vs. CoinJar

Next, this article will explore and compare BTCC and CoinJar, two exchanges with over decade-long history, from major metrics, including supported cryptocurrencies, fees, security, features, customer services, service scope and easy of use, thus assisting you to pick the best exchange for your need.

BTCC vs. CoinJar

| | BTCC | CoinJar |
|----------------------------|--|---|
| Supported Cryptocurrencies | 300+ | Only 50+ |
| Fees | Compared with other major crypto exchanges, the fees charged by BTCC is relative low, such as only charging 0.06% for both takers and makers | Compared with other major exchanges, CoinJar charges relative low fees, such as zero deposit or withdrawal fees in selected fiat currencies, takers and maker fees ranging from 0.02% to 0.1% |
| Security | Industry-leading security, with no reported hacks or security breaches to date | High security as it employs several measures like multi-level data encryption, ongoing security audits and institutional-grade organisation security |
| Features | Provide a large number of service, including spot trading, futures trading, and mining pools | Compared to other exchanges, CoinJar's feature set is limited, providing fewer coins and less advanced trading options |
| Customer Service | Offer 24/7 excellent customer service via email and live chat, provide demo trading and rich learn resource for newcomers | There are still room for improvement in terms of customer service, due to its absence of investment advice or demo accounts, limiting educational resources for users |
| Service Scope | Offer service in more than 100 countries and regions with more than 6 million registered users | Offer service to 600,000+ customers, CoinJar is only available to investors in the United Kingdom and Australia |
| Ease of Use | Intuitive interface, easy for both newcomers and experienced traders | Offer a beginner-friendly interface tailored to newcomers in the crypto space, but the platform may not cater to the needs of seasoned traders looking for advanced features |

Conclusion

For novice traders, both exchanges are suitable as both they are user-friendly. However, in terms of other major metrics, like supported coins, advanced trading features, service scope, etc., BTCC is certainly the winner. Especially for seasoned investors, BTCC is a better choice.

[\ Trade On BTCC With 10 FREE USDT! /](#)

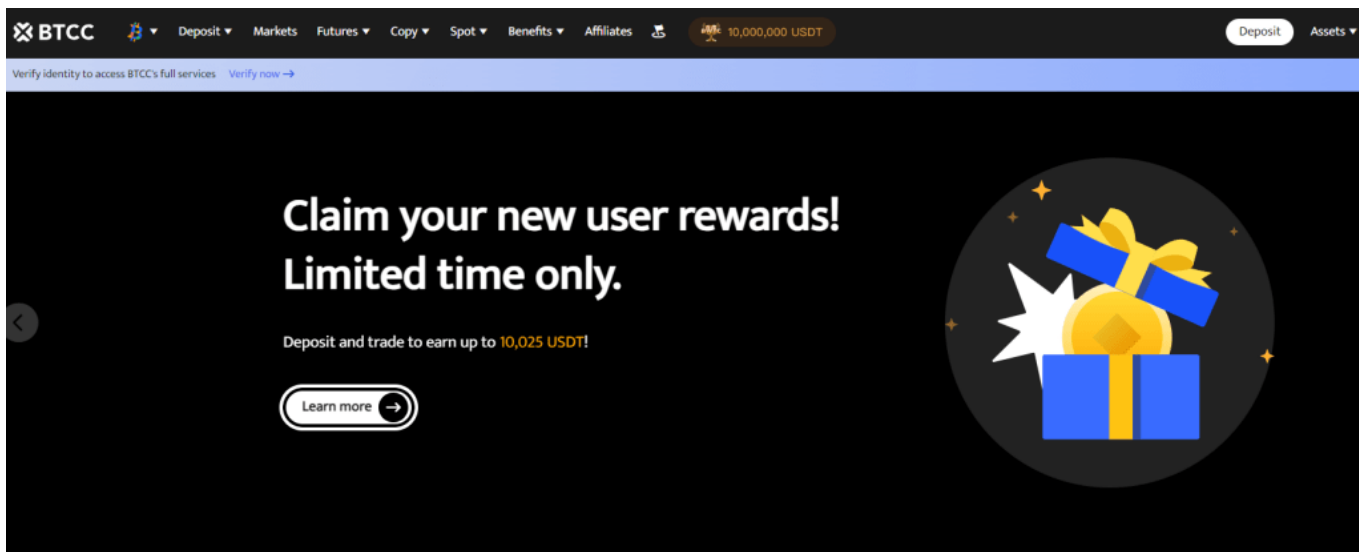
[Register Now To Earn Rewards Up To 10,055 USDT](#)

How to Trade Crypto Futures on BTCC?

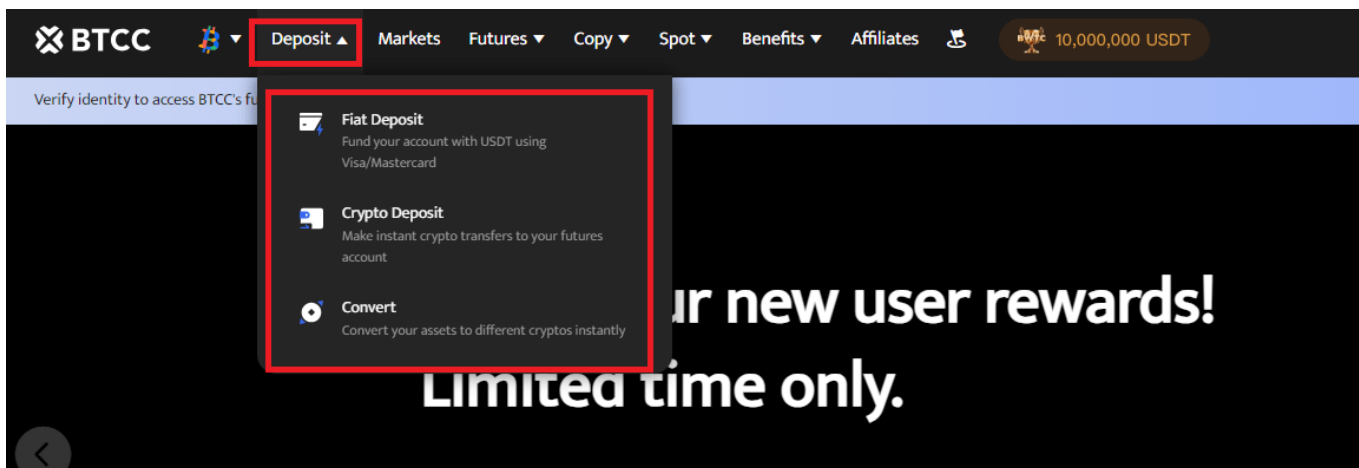
BTCC offers Perpetual Futures contracts with a leverage of up to **500x**, you can buy over 300 cryptocurrencies on BTCC at the most competitive price and highest security.

The following sets forth the guidance for trading futures on cryptocurrency exchange [BTCC](#):

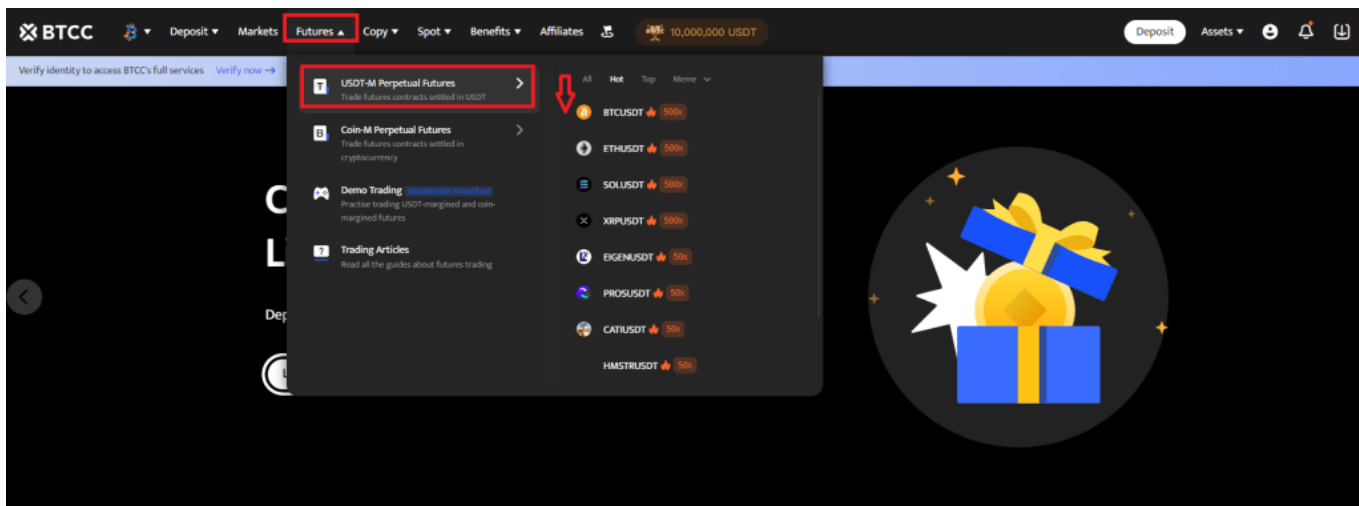
Step One: go to the [BTCC homepage](#) and log in to your BTCC account. If you do not have an account, you need to register first.



Step Two: go back to the [BTCC official homepage](#), choose “Deposit”, and then fund your account with your preferred method (fiat deposit, crypto deposit or convert).

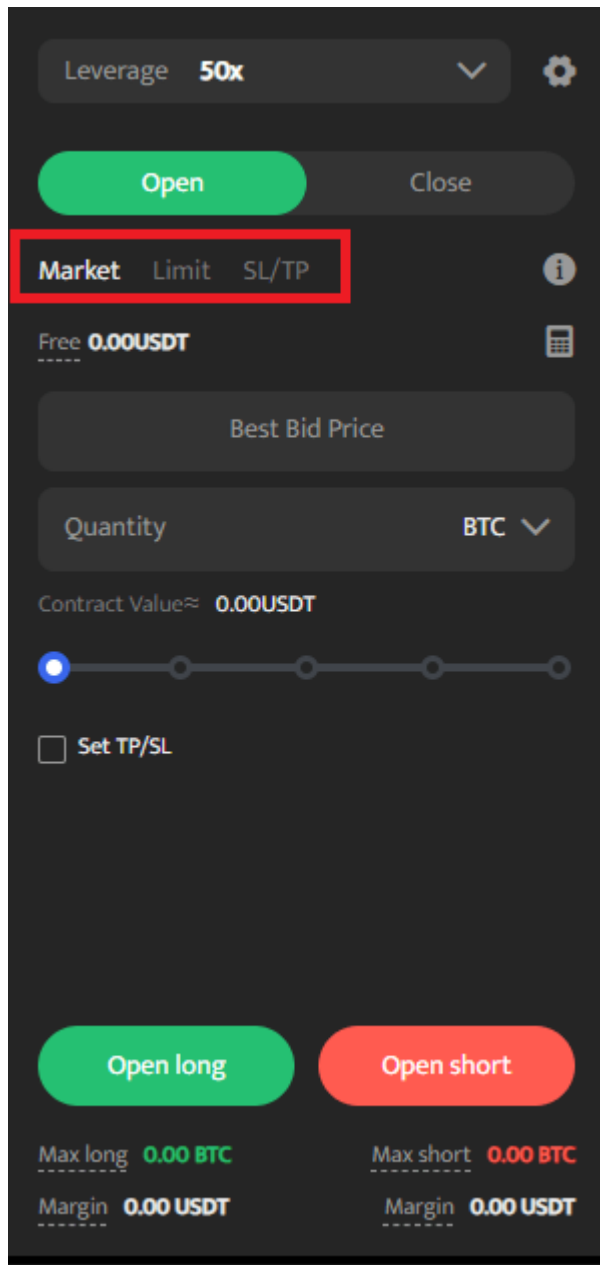


Step Three: go back to the BTCC official homepage, choose “Futures” - “USDT-M Perpetual Futures Contract”, and find the crypto trading pair.

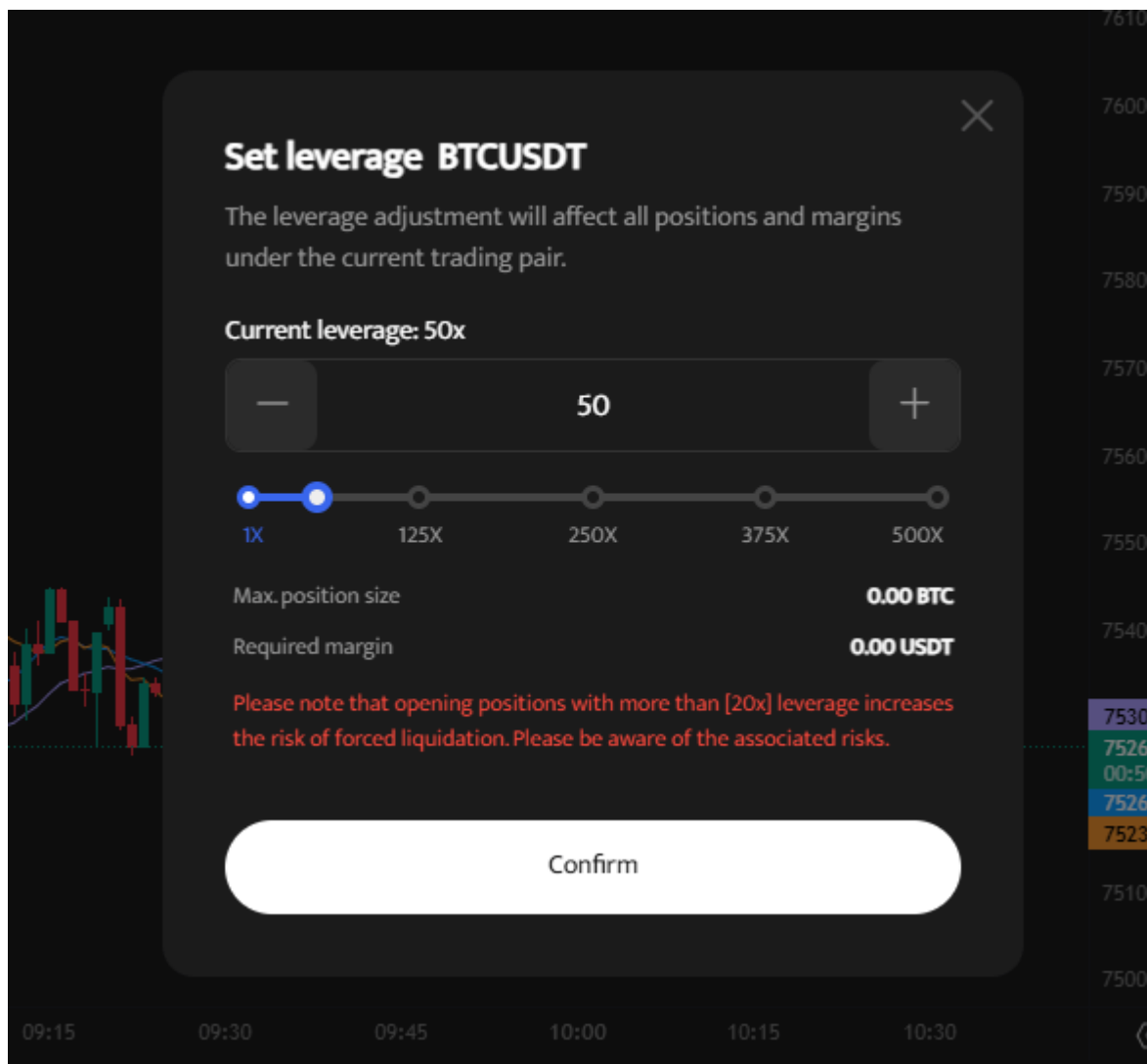


Step Four: choose the contract trading order type. Futures contract orders on BTCC platform are divided into market orders, limit orders and SL/TP orders.

- **Market Order:** users place orders at the best price in the current market to achieve fast trading.
- **Limit Order:** Limit orders are a type of order to buy or sell futures at a price more favourable than the market price. When you buy at a price lower than the market price or sell at a price higher than the market price, the order will be in the form of a limit order.
- **SL/TP Order:** SL/TP orders are a type of order to buy or sell futures at a price less favourable than the market price. When you buy at a price higher than the market price or sell at a price lower than the market price, the order will be in the form of a SL/TP order.



Step Five: adjust the leverage multiple.



Please keep in mind that operating leverage carries the risk of liquidation. Leverage should be adjusted based on your financial status and risk tolerance.

Step Six: choose the lot size and set the SL/TP price .

Step Seven: after setting the basic data information, users can choose to buy (open long) or sell (open short) after entering their ideal price. Traders should remind that the price cannot be higher or lower than the highest buying price or lowest selling price of the platform.

Step Eight: click the buy or sell button, and the crypto futures contract order is completed.

BTCC Exchange FAQs

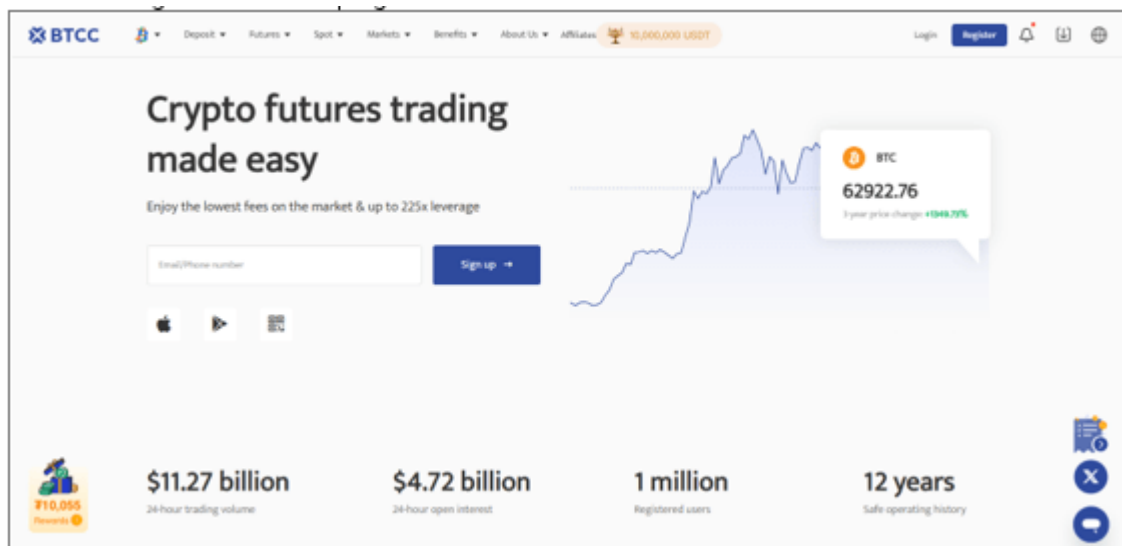
Can Canadian Investors Trade Cryptos on BTCC?

Of course, BTCC is legit in Canada as it has already received a crypto licence issued by the Financial Transactions and Reports Analysis Centre of Canada (FINTRAC). Canadian traders can log in BTCC to trade cryptos with highest security level and most competitive fee.

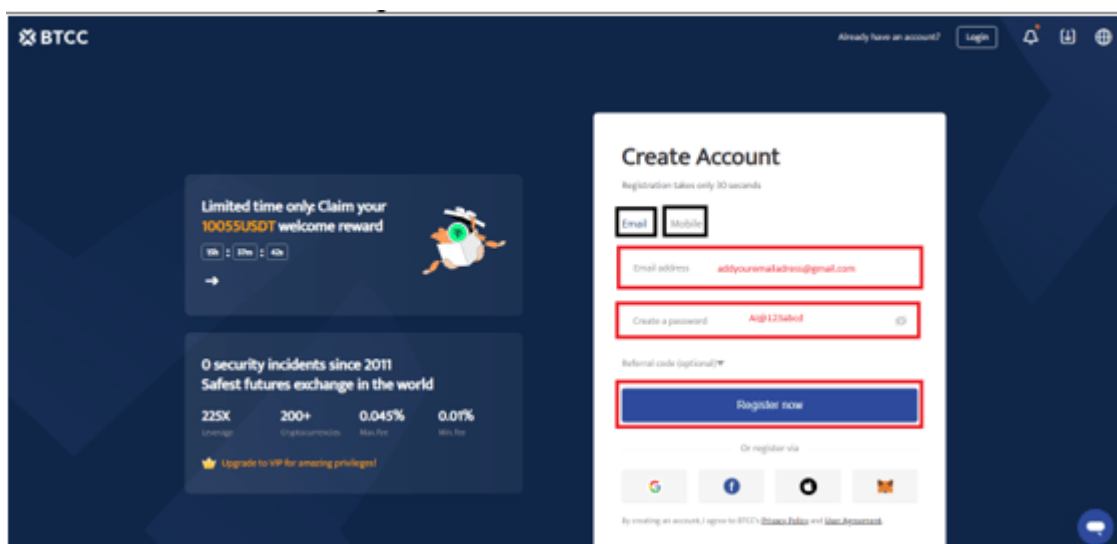
How To Open a BTCC Account?

Opening an account on BTCC is quite easy.

Firstly, you need to click the “register” button on the right corner of [BTCC homepage](#).



Then, you can create an account using an Email ID or Mobile Number.



\ Trade On BTCC With 10 FREE USDT! /

[Register Now To Earn Rewards Up To 10,055 USDT](#)

You May Like:

[BTCC Exchange Review 2024](#)

[Beginner’s Guide: How to Buy Bitcoin in Canada](#)

[Best Crypto Exchanges In Canada For November 2024](#)

[Canada Cryptocurrency Market Analysis and Outlook 2024](#)

[A Beginner’s Guide: How to Trading Crypto in Canada in 2024](#)

[Best Crypto Trading Bots In Canada For November 2024](#)

[How to Choose Best Crypto Exchanges in Canada](#)

[BTCC vs. Bybit vs. eToro: which is the best choice for you?](#)

[BTCC vs. Bitbuy](#)

[BTCC vs. Coinbase vs. Crypto.com](#)

[Compare BTCC vs. Binance: Which is a Better Choice for Canadian Traders in 2024?](#)

[BTCC vs. NDAX: which is a better choice for crypto trading in Canada?](#)

[Compare BTCC vs. BitMart 2024: Which is a Better Choice for Your Demand](#)

[Compare BTCC vs Pionex: Crypto Exchange Comparison 2024](#)

[Compare BTCC vs Gate.io: Which is Best in 2024](#)

[BTCC vs. MEXC: A Complete Comparison In 2024](#)

[How to Buy dogwifhat \(WIF\) in Canada in 2024](#)

[How to Buy Pepe \(PEPE\) in Canada: A Complete 2024 Guide](#)

[How to buy Tether \(USDT\) in Canada in 2024](#)

[Top Canadian Crypto Stocks to Buy in 2024](#)

[How to Buy Shiba Inu \(SHIB\) in Canada](#)

[How to Buy Ripple \(XRP\) in Canada](#)

[How to Buy Dogecoin In Canada](#)