

Deposit to earn rewards

Sign up and deposit to receive up to **10,055 USDT** in bonuses.
Exclusive for new users only.

Get it now

[PDF Database Document] - BTCC Cryptocurrency Exchange

Original:

<https://www.btcc.com/en-US/academy/research-analysis/compare-btcc-vs-pionex-crypto-exchange-comparison-2024>

Compare BTCC vs Pionex: Crypto Exchange Comparison 2025

Although crypto industry witnessed many setbacks over the past year, the interests and demand for cryptocurrencies from investors in the world is huge. As crypto assets have gained growing popularity in the world, more and more crypto exchanges emerged. If you are interested in crypto trading, choosing a best crypto exchange is the most important first step.


In this comparison, we break down the differences between BTCC and Pionex - two popular cryptocurrency exchanges out there. We'll compare several key aspects like supported cryptocurrencies, safety, fees, user friendliness, service scope, customer service, advanced features, and more to help you decide which platform is better for your demand.



\ Trade On BTCC With 10 FREE USDT! /

Register Now To Earn Rewards Up To 10,055 USDT

About BTCC



ABOUT BTCC


BTCC

Website: <https://www.btcc.com/>

Perpetual: 295 Spot: 346

Launched: 06/2011

Maker Fees: 0.045% Taker Fees: 0.045%

	
Name	BTCC
Launched	06/2011
Website	https://www.btcc.com/
Blog	https://www.btcc.com/blog/
Twitter	https://twitter.com/BTCCexchange
Maker Fees	0.045
Taker Fees	0.045
Perpetual Trading volume(24h)	\$ 37.2B
Perpetual Trading Pairs	295
Spot Trading volume(24h)	\$ 1.7B
Spot Trading Pairs	346
Fiat Supported	CAD, KRW, TWD, EUR, USD, JPY, ALL, DZD, AOA, ARS, AMD, AWG, AZN, BSD, BHD, BDT, BYN, BZD, BAM, BWP, BRL, BND, BGN, BIF, CVE, KHR, CLP, COP, KMF, CDF, XAF, NZD, CRC, CZK, DKK, DJF, XCD, DOP, EGP, ERN, ETB, FKP, FJD, GMD, GEL, GIP, GTQ, GBP, GYD, HNL, HUF, ISK, IDR, IRR, IQD, ILS, JMD, JOD, KZT, KES, KWD, KGS, LAK, LBP, LRD, LYD, MOP, MGA, MWK, MYR, MVR, MRU, MUR, MXN, MDL, MNT, MAD, MZN, NPR, NGN, NOK, OMR, PKR, PAB, PYG, PEN, PHP, PLN, QAR, MKD, RON, RUB, WST, SAR, RSD, SGD, SBD, ZAR, SSP, LKR, SDG, SRD, SZL, SEK, TJS, TZS, THB, XOF, TOP, TTD, TRY, TMT, AUD, UGX, UAH, AED, VUV, VND, XPF, YER, ZMW, ZWL
Update Time	2025-08-16 07:11:01

Fully licensed and regulated in the **U.S., Canada, and Europe**, BTCC ensures compliance with legal standards and fostering a secure trading environment for its users. FOUNDED IN 2011, BTCC platform provides a diverse range of trading features, including **spot trading, demo trading,**

perpetual futures trading with a leverage of up to **500x**, and a unique **copy trading** feature. As one of the longest-serving exchanges in the world, [BTCC](#) usually enjoy good reputation in terms of security as it hasn't reported any security breaches to date.

Obviously, security is not the only shining point supporting BTCC's rapid development. In addition to industry-leading security, BTCC also has many other standout features attracting many crypto enthusiasts. One of the most appealing aspects of BTCC is its low trading fees. With competitive fee structures that make trading affordable and accessible to all users, BTCC successfully ensures that traders can maximize their profits without being burdened by hefty fees. Besides, BTCC boasts lightning-fast transaction speeds, allowing users to access their funds quickly and efficiently whenever they need them.

BTCC


Pros

Cons

- Offer high leverage of up to **500x** for crypto futures trading
 - Industry-leading security with no hacks or security breach accident reported
 - Competitive futures trading fee structure, with taker fee ranging from **0.020%** to **0.040%** and maker fee ranging from **0.005%** to **0.025%**
 - Supports copy trading, demo trading and spot trading
 - Excellent customer service
 - Rich educational guides for new traders
- Lack of crypto trading bots feature

About Pionex

ABOUT PIONEX



Pionex

Website: <https://www.pionex.com/>

Perpetual: 400 Spot: 288

Launched: 06/2019

Maker Fees: 0.02% Taker Fees: 0.05%

	
Name	Pionex
Launched	06/2019

Website	https://www.pionex.com/
Blog	https://www.pionex.com/blog/
Twitter	https://twitter.com/pionex_com
Maker Fees	0.02
Taker Fees	0.05
Perpetual Trading volume(24h)	\$ 7.6B
Perpetual Trading Pairs	400
Spot Trading volume(24h)	\$ 291.8M
Spot Trading Pairs	288
Fiat Supported	USD, EUR, TWD, AUD, HKD, MYR
Update Time	2025-08-16 10:34:01

Founded in 2019, Pionex is a global exchange that handles close to a billion dollars in daily trading volume. Pionex is well known for offering a wide range of trading bots, allowing users to automate their trading at no extra cost. With 16 built-in bots, it caters to both beginners and professional traders, leveraging the crypto market's volatility.

Pionex

Pros

Cons

- Offer 16 automated trading bots
- Deep liquidity from Binance and Huobi aggregated
- High security
- Supports spot and futures trading, crypto loan, trading bots, staking, AI-driven PionexGPT

- There is no support for FIAT
- New crypto users may find it complicated and overwhelming

[\ Trade On BTCC With 10 FREE USDT! /](#)

[Register Now To Earn Rewards Up To 10,055 USDT](#)

BTCC vs. Pionex Overview

BTCC vs. Pionex

BTCC

Pionex

Supported
Cryptocurrencies

300+

379

Safety	Take robust security measures in place, with no reported hacks or security breaches to date	High security with security features like 2FA, cold storage, KYC
Fees	Fees charged by BTCC is reasonable and relative low, such as only charging 0.06% for both takers and makers, way below the industry average	Competitive fee structure, like charging a flat fee of 0.05% for both makers and takers on every spot market trade, which is very low compared to other exchanges
User Friendliness	Thanks to its sleek and user-friendly interface, BTCC gives a seamless and enjoyable experience to both newcomers and experienced traders	Simple & intuitive, catering to both beginner and experienced traders
Service Scope	Offer service to more than 6 million registered users in more than 100 countries and regions	Offer service to over 100,000 registered users in 100+ countries
Customer Service	Enjoy good reputation in offering 24/7 excellent customer service via email and live chat	Customer service can be further improved with phone support and 24/7 availability
Advanced Features	Provide a large number of service, including spot trading, futures trading, and mining pools	Advanced trading features such spot and futures trading, crypto loan, trading bots, staking, AI-driven PionexGPT

\ Trade On BTCC With 10 FREE USDT! /

[Register Now To Earn Rewards Up To 10,055 USDT](#)

Comparison Summary

Despite short operation history, Pionex has emerged as a leading cryptocurrency exchange due to its competitive fees and 16 kinds of automated trading bots. Leveraging this features, Pionex is best for traders with limited time or those looking for a lower risk investment strategy.

However, as there is limited fiat currency support and staking services are only available for both ETH and USDT on Pionex, BTCC may be a better choice for those looking for large fiat currency support and wider staking service.

About BTCC

BTCC, one of the longest-running exchanges in the world, supports [crypto spot trading](#), [crypto copy trading](#), as well as [crypto futures trading](#) for 300+ cryptocurrencies with a leverage ranging from 1X to 500X. If you want to trade cryptocurrency, you can start by signing up for [BTCC](#).



[BTCC](#) is among the best and safest platforms to trade cryptos in the world. The reasons why we introduce BTCC for you summarize as below:

- **Industry-leading security**
- **High Liquidity & Volume**
- **Extremely low fees**
- **High and rich bonus**
- **Excellent customer service**

[\ Trade On BTCC With 10 FREE USDT! /](#)

[Register Now To Earn Rewards Up To 10,055 USDT](#)

How to Trade Crypto Futures on BTCC?

BTCC supports trading for USDT- M Perpetual Futures contracts with a leverage of up to 500x, you can trade over 300 cryptocurrencies on BTCC at the most competitive price and highest security.

The following sets forth the step-by-step guidance for crypto futures trading on cryptocurrency exchange BTCC:

Step 1: Create a BTCC account

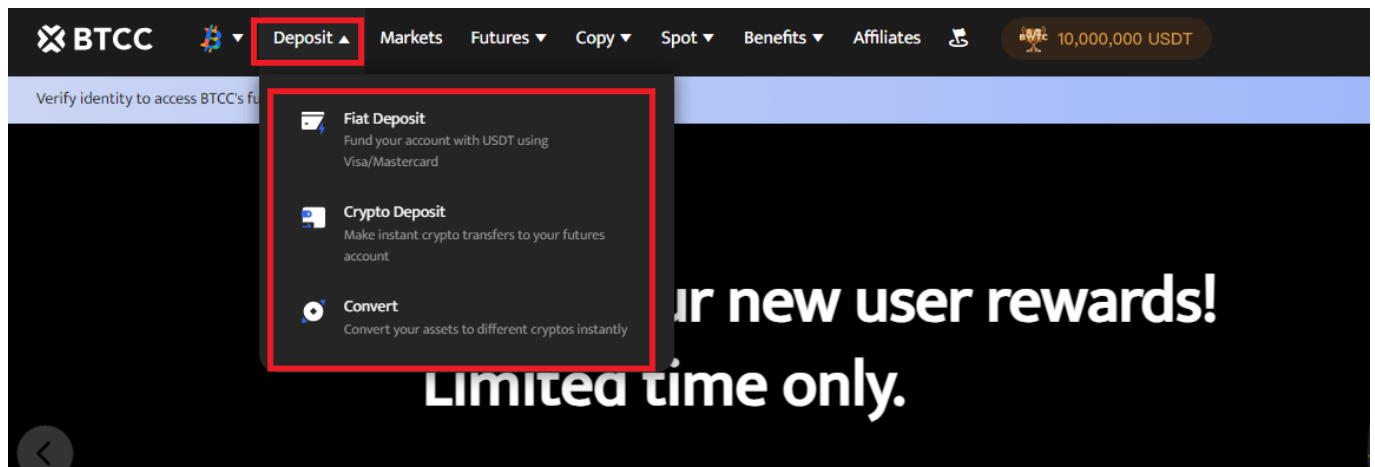
[Sign up](#) BTCC to start your journey on this leading crypto exchange.

Step 2: Complete BTCC's identity verification

Kindly verify your identity to ensure full compliance and enhance your trading experience on BTCC. You can access the [identity verification page](#), fill out your country, upload your ID documents, and submit your selfie. You will receive a notification once your identity has been successfully verified.

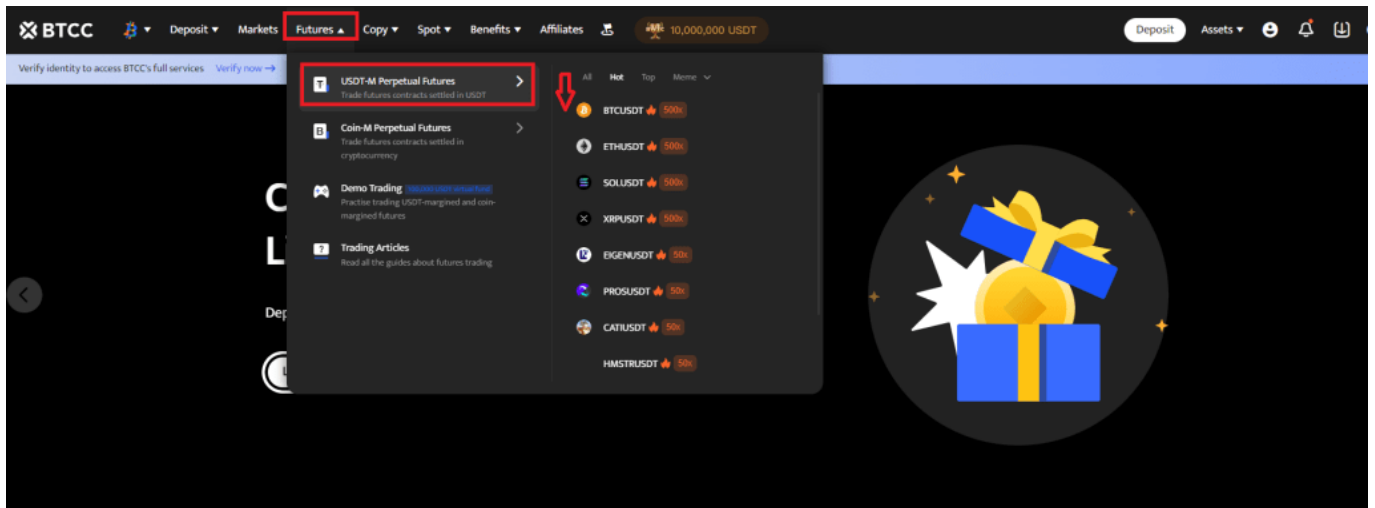
Step 3: Fund your BTCC account

On the [BTCC official homepage](#), choose "Deposit", and then fund your account with your preferred method



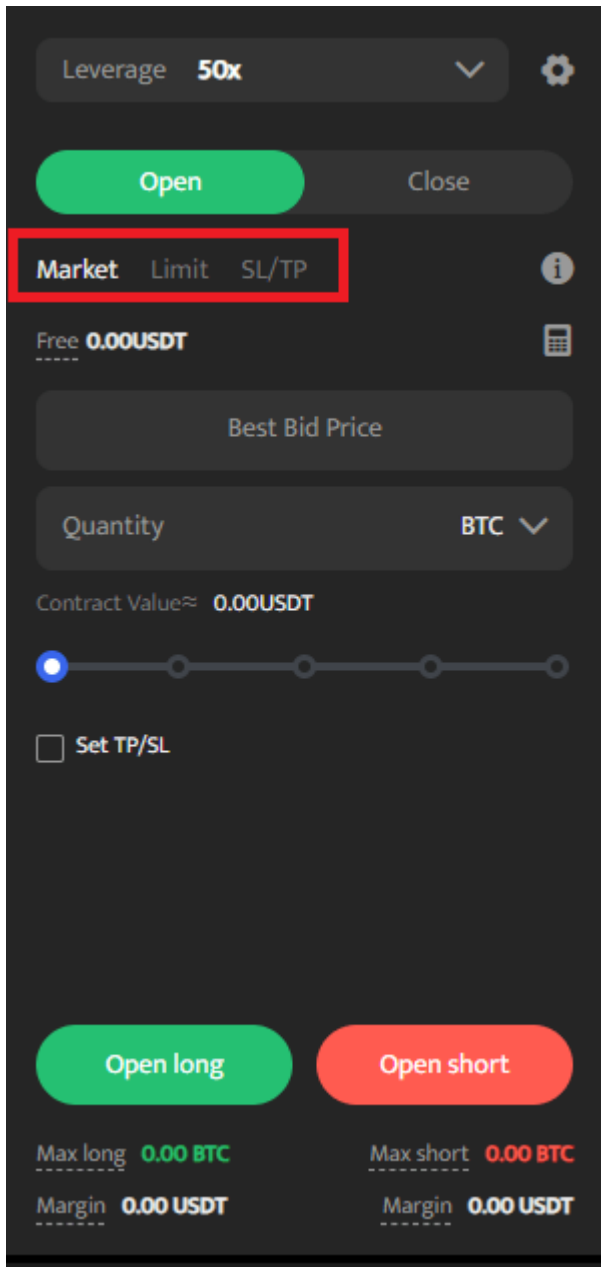
Step 4: Place your crypto futures order on BTCC

Go back to the BTCC official homepage, choose "Futures" - "USDT-M Perpetual Futures Contract", and find the crypto trading pair that you want to trade.

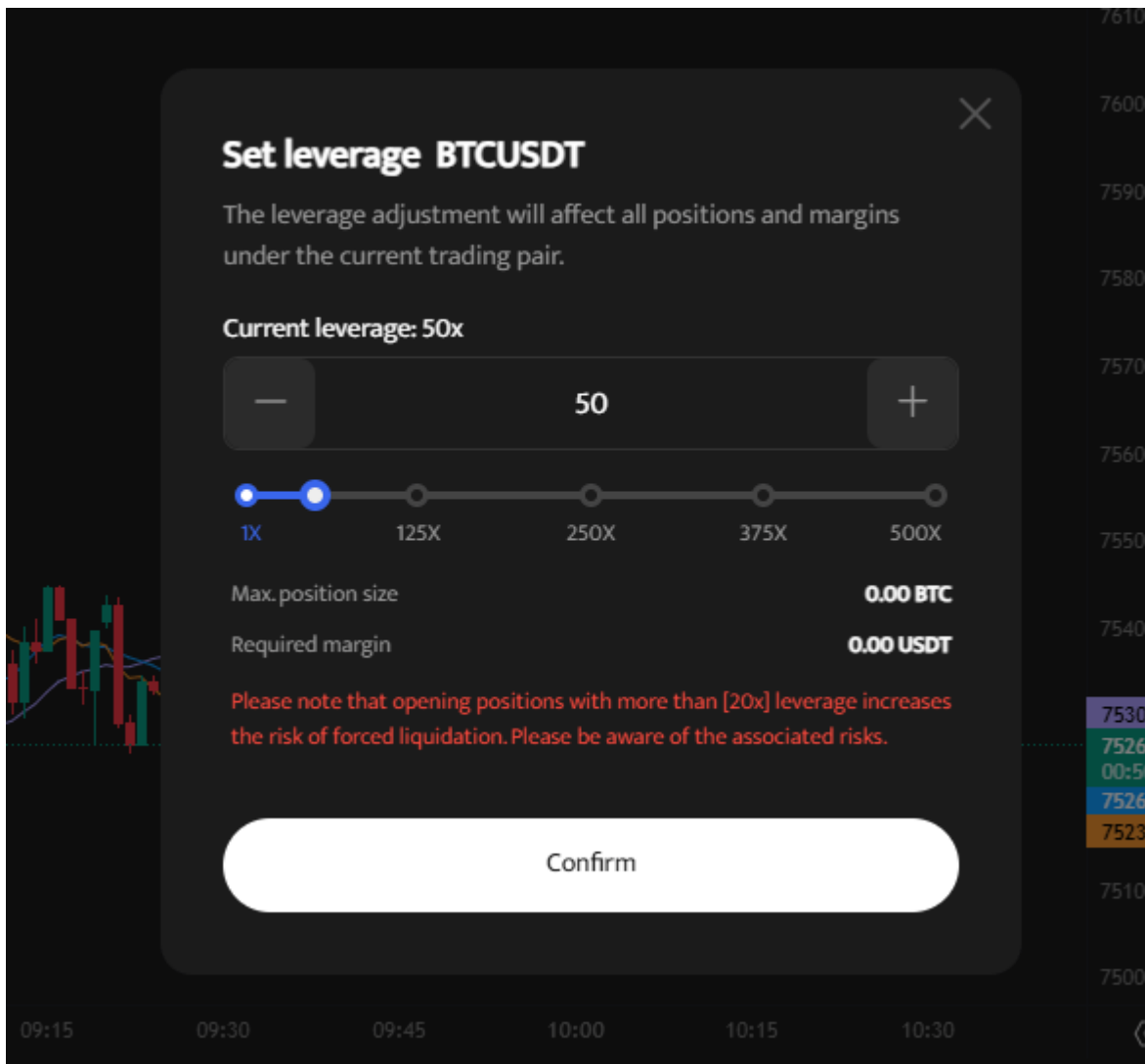


Then, choose the contract trading order type. Futures contract orders on BTCC platform include market orders, limit orders and SL/TP orders.

- **Market Order:** users place orders at the best price in the current market to achieve fast trading.
- **Limit Order:** Limit orders are a type of order to buy or sell futures at a price more favourable than the market price. When you buy at a price lower than the market price or sell at a price higher than the market price, the order will be in the form of a limit order.
- **SL/TP Order:** SL/TP orders are a type of order to buy or sell futures at a price less favourable than the market price. When you buy at a price higher than the market price or sell at a price lower than the market price, the order will be in the form of a SL/TP order.



Next, adjust the leverage multiple.



Please keep in mind that operating leverage carries the risk of liquidation. Leverage should be adjusted based on your financial status and risk tolerance.

Then, choose the lot size and set the SL/TP price. After setting the basic data information, users can choose to buy (open long) or sell (open short) after entering their ideal price. Traders should remind that the price cannot be higher or lower than the highest buying price or lowest selling price of the platform.

Finally, click the buy or sell button, and the crypto futures contract order is completed.

\ Trade On BTCC With 10 FREE USDT! /

[Register Now To Earn Rewards Up To 10,055 USDT](#)

BTCC Exchange FAQs

Is BTCC Safe?

Since its foundation in 2011, BTCC has proven to be a safe crypto exchange as it has recorded no report of fraudulent activities involving the platform's backend or users' accounts. BTCC crypto trading platform lays great emphasis on security, which can be evidenced by implementing compulsory know-your-customer (KYC) and anti-money laundering (AML) policies. Besides, BTCC also provides added security measures like two-factor authentication (2FA) for actions like

withdrawals.

Is BTCC Legit?

With a long operation history of 13 years, BTCC boasts an impressive user base and a stellar track record. As one of the oldest exchange around the world, BTCC puts a strong emphasis on conducting business in various countries and regions under the premise of lawfulness and compliance. Currently, BTCC has obtained regulatory licences in a variety of countries.

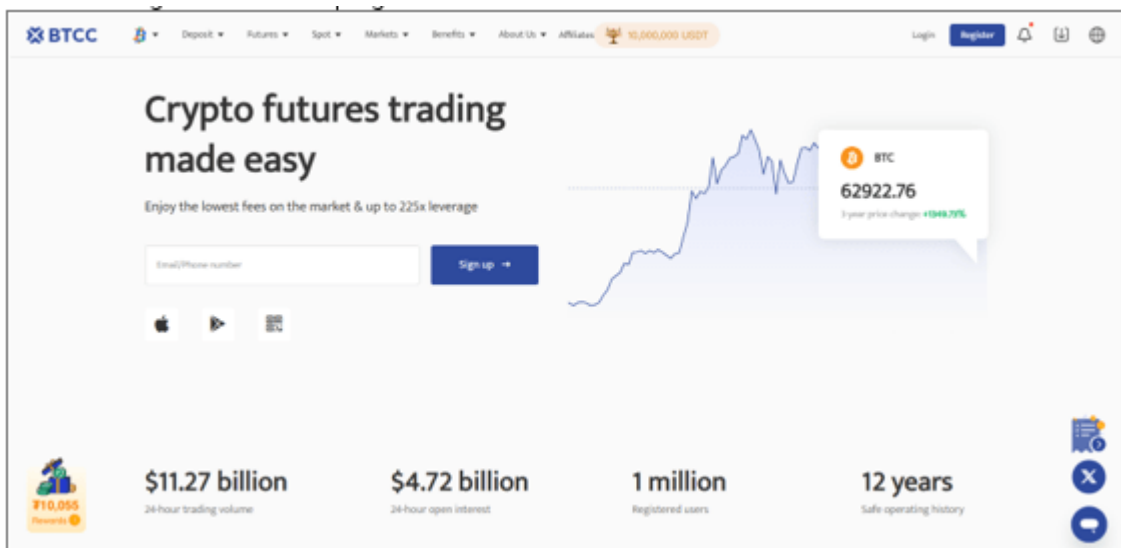
Can Canadian Investors Trade Cryptos on BTCC?

Of course, BTCC is legit in Canada as it has already received a crypto licence issued by the Financial Transactions and Reports Analysis Centre of Canada (FINTRAC). Canadian traders can log in BTCC to trade cryptos with highest security level and most competitive fee.

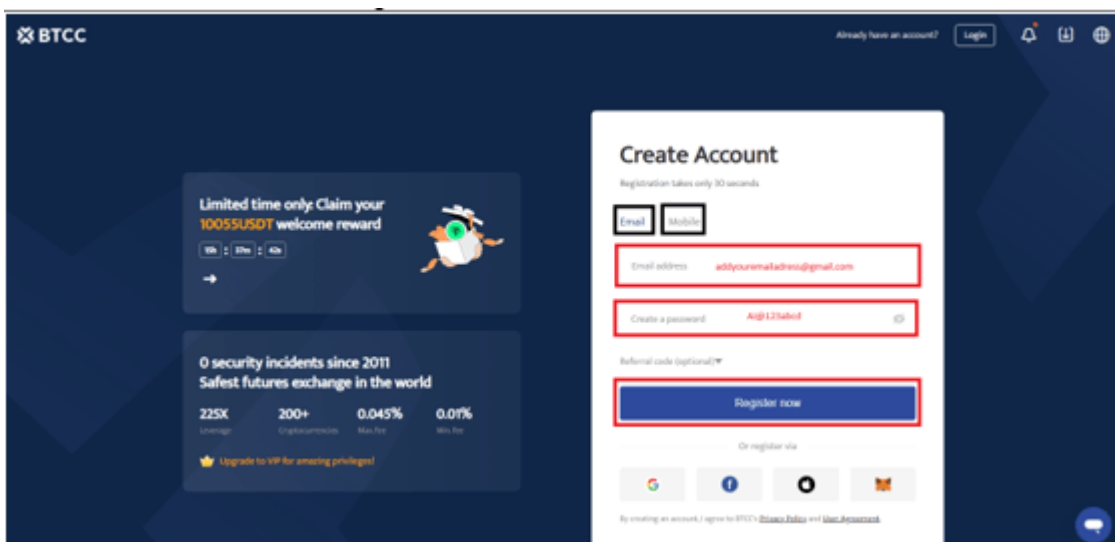
How To Open a BTCC Account?

Opening an account on BTCC is quite easy.

Firstly, you need to click the “register” button on the right corner of [BTCC homepage](#).



Then, you can create an account using an Email ID or Mobile Number.



\ Trade On BTCC With 10 FREE USDT! /

Register Now To Earn Rewards Up To 10,055 USDT

Recommended for you:

[BTCC Exchange Review 2025](#)

[BTCC vs. Bybit vs. eToro: which is the best choice for you?](#)

[BTCC vs. Bitbuy](#)

[BTCC vs. Coinbase vs. Crypto.com](#)

[Compare BTCC vs. Binance: Which is a Better Choice for Canadian Traders in 2025?](#)

[BTCC vs. NDAX: which is a better choice for crypto trading in Canada?](#)

[Compare BTCC vs. BitMart 2025: Which is a Better Choice for Your Demand](#)

[Compare BTCC vs Gate.io: Which is Best in 2025](#)

[BTCC vs CoinJar: Which One is Better?](#)

[BTCC vs. MEXC: A Complete Comparison In 2025](#)

[BTCC vs. Kraken](#)

[Beginner's Guide: How to Buy Bitcoin in Canada](#)

[Best Crypto Exchanges In Canada For February 2025](#)

[Canada Cryptocurrency Market Analysis and Outlook 2025](#)

[A Beginner's Guide: How to Trading Crypto in Canada in 2025](#)

[Best Crypto Trading Bots In Canada For February 2025](#)

[How to Choose Best Crypo Exchanges in Canada](#)

[How to Buy dogwifhat \(WIF\) in Canada in 2025](#)

[How to Buy Pepe \(PEPE\) in Canada: A Complete 2025 Guide](#)

[How to buy Tether \(USDT\) in Canada in 2025](#)

[Top Canadian Crypto Stocks to Buy in 2025](#)

[How to Buy Shiba Inu \(SHIB\) in Canada](#)

[How to Buy Ripple \(XRP\) in Canada](#)

[How to Buy Dogecoin In Canada](#)