

Deposit to earn rewards

Sign up and deposit to receive up to **10,055 USDT** in bonuses.
Exclusive for new users only.

Get it now

[PDF Database Document] - BTCC Cryptocurrency Exchange

Original:

<https://www.btcc.com/en-US/academy/financial-investment/nvidia-nvda-stock-price-prediction-202320252030-is-nvda-a-good-investment>

Nvidia (NVDA) Stock Price Forecast & Price Prediction 2025,2026, 2030

Is NVIDIA a company in which you've considered investing? Have you kept tabs on NVDA (NVIDIA) stock lately? If you have, you probably realize that 2022 was a difficult year for it. Since the start of the year, the stock price has fallen dramatically. As compared to NVIDIA's stellar performance in 2017, this decline comes as quite a shock.



Is there hope for NVIDIA [stock](#), or should we expect more underwhelming results going forward? Researching analyst projections for [NVIDIA \(NVDA\)](#) stock price movement this year and next is the greatest method to get a feel for the market's general direction. In this article, we will provide forecasts for NVDA stock from the years 2024 through 2030.

If you've been keeping up with our stock forecasts and projections, you know we won't try to cram a bunch of numbers in your face. Instead, we'll do a deep dive into the NVDA [stock](#) market to help you decide if it's a good investment. If you read this post, you'll also know when to make a purchase for maximum benefit. Important questions will be answered in the conclusion so that you can be guided appropriately.

[Trade on BTCC Now](#)

/ You can claim a welcome reward of up to 10,055 USDT

What is Nvidia (NVDA) Stock?

NVIDIA is a multinational corporation based in the United States that creates hardware for computers, mobile devices, and gaming consoles. The company specializes in designing mobile computing and automotive systems on a chip (SoCs), as well as high-end graphics processing units (GPUs) for the gaming and professional markets. Chipsets, drivers, tablets, laptops, TV add-ons, and CPUs are just a few of the various items that have made the firm famous (CPUs).

NVIDIA was established in 1993 by Jen-Hsun Huang, Curtis Priem, and Christopher Malachowsky, three American computer scientists. The company became well-known for creating high-quality integrated circuits utilized in several consumer electronics. Shield Portable, Shield Tablet, Shield Android TV, and GeForce Now are just a few of the products and services that have helped it become well-known in the gaming business.

Jensen Huang serves as President and CEO of NVIDIA, which has its headquarters in Santa Clara, California. The Nvidia Advanced Rendering Center and Mellanox Technologies are two of its primary affiliates. Recently, NVIDIA made a move to buy Arms Ltd., which would have been the largest acquisition in the history of the chip industry, but the deal ultimately fell through. The recent precipitous decline in the price of NVIDIA shares has been attributed, at least in part, to this flop.

[TRADE_PLUGIN]NVDAUSDT,NVDAUSDT[/TRADE_PLUGIN]

Nvidia (NVDA) Stock Overview

ABOUT NVIDIA




NVIDIA

Website: <http://www.nvidia.com>

ATH: \$1224.40

Rank: 3

24HP: \$111.92 / 24LP: \$105.73

	
Stock	NVIDIA
Last Price	\$ 111.01 ▼ 0.00%
Rank	3
Market Cap	\$ 2,708.6B
24H Trading Volume	\$ 0
Exchange	NASDAQ
Open	\$ 106.86
Previous Close	\$ 106.86
High	\$ 111.92
Low	\$ 105.73
ATH	\$ 1224.40 / 2024-06-05
Website	http://www.nvidia.com
CEO	Jen-Hsun Huang
Total Employees	13775
Industry	Semiconductors
Address	2788 San Tomas Expressway
City	Santa Clara
State	CA
Country	US
Zip	95051
Phone	1.408.486.2000
Update Time	2025-04-27 04:57:01

Nvidia (NVDA) Stock Price Performance

Price Change 1H Percent	0.00%
Price Change 1D Percent	0.00%
Price Change 7D Percent	9.47%
Price Change 30D Percent	-8.07%
Price Change 90D Percent	-22.23%
Price Change 365D Percent	39.33%

Nvidia (NVDA) Stock Price History

Date	Open	High	Low	Close	Volume
2018-04-27	\$ 5.65	\$ 5.70	\$ 5.58	\$ 5.61	7.5K
2020-04-27	\$ 7.28	\$ 7.55	\$ 7.28	\$ 7.45	3.2K
2021-04-27	\$ 15.48	\$ 15.61	\$ 15.34	\$ 15.37	400
2022-04-27	\$ 18.70	\$ 19.11	\$ 18.36	\$ 18.42	46.0M
2023-04-27	\$ 27.45	\$ 27.45	\$ 26.65	\$ 27.22	33.8M

[Trade on BTCC Now](#)

/ You can claim a welcome reward of up to 10,055 USDT

Nvidia (NVDA) Stock Technical Analysis

All financial markets use moving averages (MA), a well-liked indicator that smoothes price movement over a predetermined period of time. Since they are a trailing indication, past price activity has an impact on them. The simple moving average (SMA) and exponential moving average (EMA) are the two forms of moving averages shown in the table below.

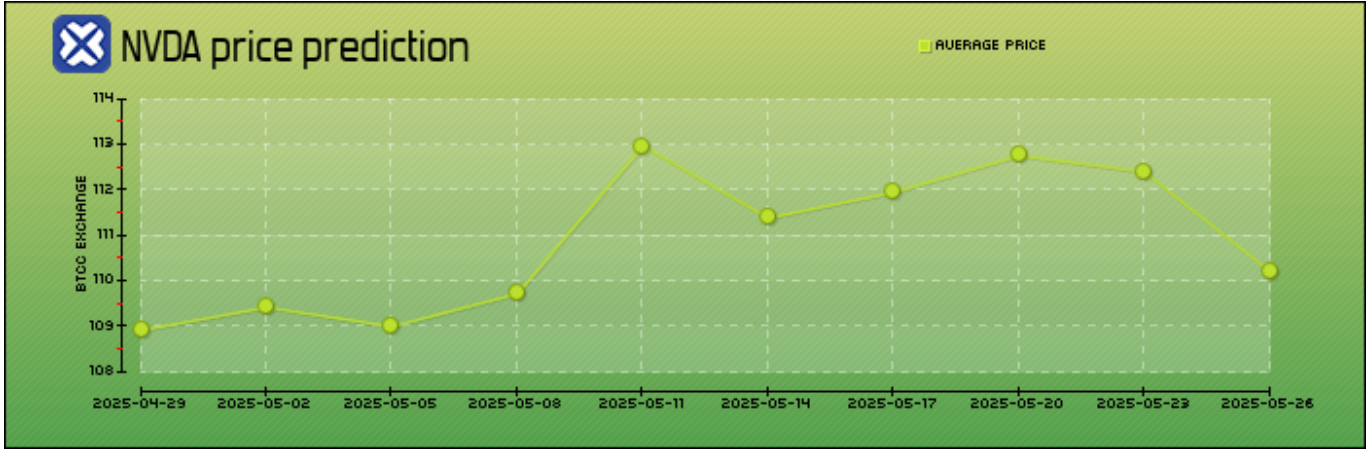
Daily Simple Moving Average (SMA) & Daily Exponential Moving Average (EMA)
Date Calculated:2025-04-27

3_SMA	\$ 106.67	3_EMA	\$ 110.98
5_SMA	\$ 103.08	5_EMA	\$ 107.34
10_SMA	\$ 105.42	10_EMA	\$ 105.26
20_SMA	\$ 105.24	20_EMA	\$ 106.42
21_SMA	\$ 105.55	21_EMA	\$ 106.62
50_SMA	\$ 115.29	50_EMA	\$ 113.15
100_SMA	\$ 125.14	100_EMA	\$ 119.46
200_SMA	\$ 125.56	200_EMA	\$ 118.01

Weekly Simple Moving Average (SMA) & Weekly Exponential Moving Average (EMA)
Date Calculated:2025-04-27

21_SMA_weekly	\$ 125.34	21_EMA_weekly	\$ 118.96
50_SMA_weekly	\$ 122.67	50_EMA_weekly	\$ 115.04
100_SMA_weekly	\$ 88.28	100_EMA_weekly	\$ 94.86
200_SMA_weekly	\$ 54.42	200_EMA_weekly	\$ 67.98

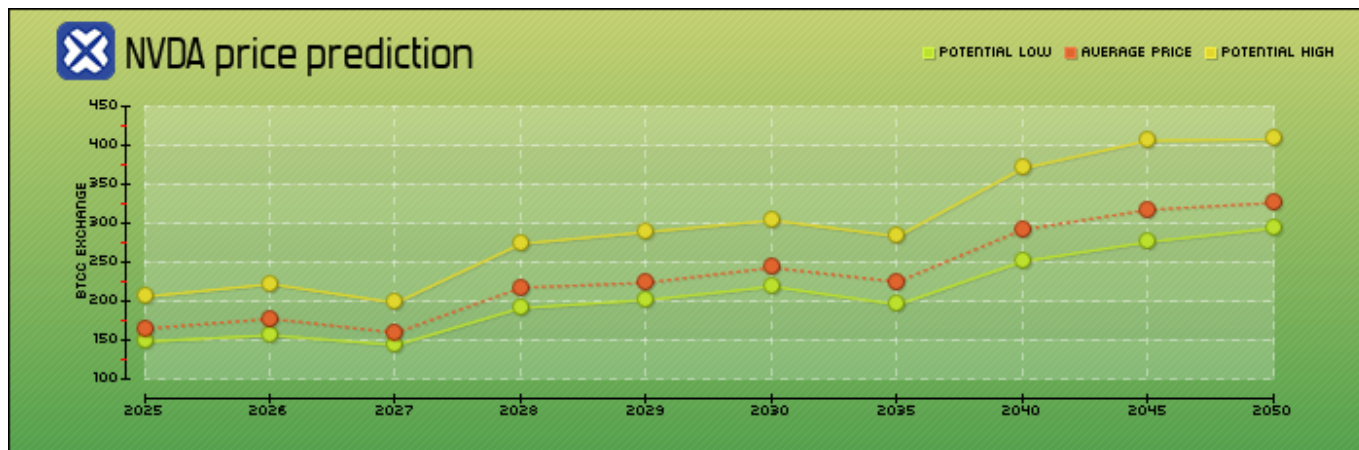
Nvidia (NVDA) Stock Price Prediction for Today, Tomorrow and Next Week



Date	Price Prediction	Change
2025-04-27	\$ 111.01	0.00%
2025-04-29	\$ 108.92	-1.88%
2025-05-02	\$ 109.42	-1.43%
2025-05-05	\$ 109.00	-1.81%
2025-05-08	\$ 109.72	-1.16%
2025-05-11	\$ 112.97	1.77%
2025-05-14	\$ 111.39	0.34%
2025-05-17	\$ 111.95	0.85%
2025-05-20	\$ 112.76	1.57%
2025-05-23	\$ 112.40	1.25%
2025-05-26	\$ 110.22	-0.71%

[TRADE_PLUGIN]NVDAUSDT,NVDAUSDT[/TRADE_PLUGIN]

NVIDIA (NVDA) Stock Price Forecast for 2025-2050



Year	Yearly Low	Yearly Average	Yearly High
2025	\$ 148.10	\$ 164.56	\$ 205.70
2026	\$ 156.10	\$ 177.39	\$ 221.74
2027	\$ 143.51	\$ 159.45	\$ 197.72
2028	\$ 191.10	\$ 217.16	\$ 273.62
2029	\$ 201.29	\$ 223.65	\$ 288.51
2030	\$ 218.58	\$ 242.87	\$ 303.59
2035	\$ 195.39	\$ 224.59	\$ 282.98
2040	\$ 250.88	\$ 291.72	\$ 370.48
2045	\$ 275.88	\$ 317.10	\$ 405.89
2050	\$ 293.53	\$ 326.15	\$ 407.68

NVIDIA (NVDA) Stock Price Prediction 2025

35 analysts have provided price targets for NVIDIA in 2025, with a consensus target of \$550 and ranges from \$610 to \$485. A 120% rise from today's price is reflected in the average estimate.

The midyear price target for NVIDIA (NASDAQ:NVDA) shares in 2025 is \$556. The stock is projected to rise to \$593 in the second half of the year.

[TRADE_PLUGIN]NVDAUSDT,NVDAUSDT[/TRADE_PLUGIN]

NVIDIA (NVDA) Stock Price Prediction 2030

By 2030, the typical share price of NVIDIA (NVDA) will have increased to \$857. At this moment, we do not anticipate a decrease in pricing. Instead, it ought to increase to \$875 during the first half of the year. By 2030’s end, analysts anticipate that NVIDIA share price will have increased to \$890.

[TRADE_PLUGIN]NVDAUSDT,NVDAUSDT[/TRADE_PLUGIN]

NVIDIA (NVDA) Stock Earnings History

Report Date	Forecasted EPS	Reported EPS	Last Year’s EPS	EPS YoY Change
2025-02-26	\$ 0.85	\$ 0.89	\$ 0.52	71.15%
2024-11-20	\$ 0.75	\$ 0.81	\$ 0.40	102.50%
2024-08-28	\$ 0.64	\$ 0.68	\$ 0.27	151.85%
2024-05-22	\$ 0.56	\$ 0.61	\$ 0.11	454.55%
2024-02-21	\$ 0.46	\$ 0.52	\$ 0.09	477.78%
2023-11-21	\$ 0.34	\$ 0.40	\$ 0.06	566.67%
2023-08-23	\$ 0.21	\$ 0.27	\$ 0.05	440.00%
2023-05-24	\$ 0.09	\$ 0.11	\$ 1.36	-91.91%
2023-02-22	\$ 0.08	\$ 0.09	\$ 1.32	-93.18%
2022-11-16	\$ 0.07	\$ 0.06	\$ 1.17	-94.87%

[TRADE_PLUGIN]NVDAUSDT,NVDAUSDT[/TRADE_PLUGIN]

NVIDIA (NVDA) Stock Dividened History

Ex-Dividend Date	Payout Amount	Declare Date	Payment Date	Stock Price
2025-03-12	\$ 0.01	2025-02-26	2025-04-02	\$ 115.76
2024-12-05	\$ 0.01	2024-11-20	2024-12-27	\$ 145.03
2024-09-12	\$ 0.01	2024-08-28	2024-10-03	\$ 119.25
2024-06-11	\$ 0.01	2024-05-22	2024-06-28	\$ 120.91
2024-03-05	\$ 0.04	2024-02-21	2024-03-27	\$ 85.96
2023-12-05	\$ 0.04	2023-11-21	2023-12-28	\$ 46.57
2023-09-06	\$ 0.40	2023-08-23	2023-09-28	\$ 47.06
2023-06-07	\$ 0.40	2023-05-24	2023-06-30	\$ 37.44
2023-03-07	\$ 0.40	2023-02-22	2023-03-29	\$ 23.28
2022-11-30	\$ 0.40	2022-11-16	2022-12-22	\$ 16.83

[TRADE_PLUGIN]NVDAUSDT,NVDAUSDT[/TRADE_PLUGIN]

Is NVDA a Good Investment?

It goes without saying that NVIDIA is a reliable business partner. It has dominated the graphics processing unit (GPU) and chipset markets for years and has all the resources it needs to continue doing so. After its first public offering, NVIDIA stock has done exceptionally well. There have been dips in the stock price, but each time it has rebounded to provide investors with a greater return on their investment. You should definitely put money into the market.

In light of the stock’s past performance and future expectations, NVDA appears to be a solid investment. Every savvy stock investor will rush in because of the promising growth forecast for the future years. You should keep in mind, however, that stock investment has a high degree of risk, and that forecasts are not always accurate.

Simply put, NVIDIA stock appears stable and promising. Despite recent downtrends, NVDA remains in a favorable position. Within a year, it will likely recover and begin a bullish run that can provide investors with a good return on investment. The time to invest is now, but go with caution because the market might be more difficult than you might expect.

[TRADE_PLUGIN]NVDAUSDT,NVDAUSDT[/TRADE_PLUGIN]

Will NVIDIA Stock Hit \$1000?

Nvidia's graphics cards and video games have gotten the company a lot of attention, but the company's future success will come from its data center solutions. There was already a global trend toward storing data in the cloud among businesses before the Covid-19 pandemic, but that trend has accelerated significantly since then.

The cloud storage market is only expected to grow as more companies move their data there. Nvidia is not only excellent at GPUs, but also at complicated tasks like those involved in AI. Nvidia is already threatening Intel's dominance in the data center by developing data processing units (DPU) capable of running such demanding applications.

Because of this, NVIDIA has formed vital alliances with industry leaders in cloud computing, including AWS, GCP, and Azure. NVIDIA stands to gain from the expanding cloud computing market, which bodes well for the company's future revenue and the price of NVDA stock.

Personal Visualization is another rapidly expanding area for Nvidia. With the help of Personal Visualization, Nvidia will be able to become a major player in Metaverse, which is a multitrillion dollar opportunity in the long term. The Omniverse is Nvidia's response to the Metaverse. There will reportedly be over 40 million designers utilizing Omniverse in the near future, and Nvidia will charge a license fee of \$1,000 per user.

Many experts predict that millions more people will use virtual assistants in the future, making Omniverse a potentially lucrative investment for Nvidia. Nvidia stands to benefit from the growth of

the datacenter and the omniverse markets, despite the fact that these are currently smaller revenue categories than GPU sales.

[TRADE_PLUGIN]NVDAUSDT,NVDAUSDT[/TRADE_PLUGIN]

What Affects NVIDIA Stock Price?

Dominance in the GPU Market: The industry that requires GPUs is aware that no one makes them better than Nvidia. Even though Advanced Micro Devices Inc. (NASDAQ: AMD) and Taiwan Semiconductor Manufacturing Company Ltd. (NYSE: TSM) are competitors of NVIDIA in the semiconductor industry, comparing their market caps shows how far apart NVIDIA is from, well, every other company. Compared to NVIDIA's \$3.18 trillion, the market values of Advanced Micro Devices (\$243B) and Taiwan Semiconductor Manufacturing (\$781B) are humongous.

Demand From Unmatched Tech customers: The other members of the Magnificent Seven, who are at the forefront of the AI revolution, are the company's principal clients, and their demand is unmatched in the IT industry. Actually, 40% of NVIDIA's revenue comes from just four Big Tech competitors who are vying for the lead in the shift to generative AI: Alphabet Inc. (NASDAQ: GOOGL), Amazon.com Inc. (NASDAQ: AMZN), Meta Platforms Inc. (NASDAQ: META), and Microsoft Corp. (NASDAQ: MSFT).

The Trend of AI Is Only Beginning: Grand View Research estimates that the artificial intelligence market was worth \$196.63 billion in 2023. Despite its seeming size, it is insignificant when compared to the market's future trajectory. "Continuous research and innovation directed by tech giants [that] are driving adoption of advanced technologies in industry verticals, such as automotive, healthcare, retail, finance, and manufacturing," the report states, citing "continuous research and innovation" as the reason for the industry's anticipated 36.6% compound annual growth rate (CAGR) from 2024 to 2030.

[Trade on BTCC Now](#)

/ You can claim a welcome reward of up to 10,055 USDT

FAQs

1. Will NVDA hit \$1,000?

Certainly, the NVIDIA share price might approach \$1,000. Unfortunately, this will not occur within the next few years. In fact, according to our NVIDIA (NVDA) stock price forecast, the stock may not reach this price goal by 2030.

2. What will the value of NVIDIA stock be in five years?

In the next five years, it is anticipated that the price of NVIDIA stock will be in the vicinity of \$700. According to our forecast, NVDA should cost \$723 by the middle of 2027. Moreover, the share price will rise to \$777 by the end of 2027. (five years from now).

3. What will the value of NVIDIA (NVDA) shares be in ten years?

Although our NVIDIA (NVDA) stock forecast does not span a ten-year period, we have sufficient data to determine the stock's price in ten years. In 10 years, the price of NVDA stock could reach \$950 if its value increases in accordance with our projections.

[TRADE_PLUGIN]NVDAUSD, NVDAUSD[/TRADE_PLUGIN]

Why Choose BTCC

Founded in 2011, BTCC is among the world's oldest and most reliable bitcoin exchanges. Many traders use BTCC because it has established a solid reputation in the market for security and regulatory compliance over the years. The platform is especially well-suited for traders in North America and Europe, with presences in the US, Canada, and Europe.

In addition to bitcoin trading, BTCC provides traders with access to non-crypto assets including gold, silver, and U.S. equities through cutting-edge features like copy trading, perpetual futures, and

tokenized stocks. Both novice and seasoned traders searching for a secure and regulated platform can benefit from BTCC's range of offerings.

The firm's products are designed to meet the needs and desires of both rookie and experienced traders. Here are five reasons for using the exchange:

- Numerous transferable assets
- Excessive trading leverage
- Strong copy trading capabilities
- Perfect security record
- Interface that is easy to use
- Accessible to traders in the US and Canada

[BTCC Bonuses and Special Offers]

(1) **[New User Welcome Reward](#)**: As a new user, you can claim a welcome reward of up to **10,055 USDT**.

(2) **[Referral Program](#)**: You can earn up to **35% commission on your referrals, plus up to 10,060 USDT in rebates per referral**.

[Trade on BTCC Now](#)

/ You can claim a welcome reward of up to 10,055 USDT

How to Trade Crypto on BTCC?

This brief instruction will assist you in registering for and trading on the BTCC exchange.

Step 1: Register an account

The first step is to hit the “Sign Up” button on the BTCC website or app. Your email address and a strong password are all you need. After completing that, look for a verification email in your inbox. To activate your account, click the link in the email.

Limited time only. Claim your 10,055USDT welcome reward

08h : 39m : 07s

→

Stay Ahead, Stay Secure, with BTCC

250X Leverage	300+ Cryptocurrencies	0.045% Max. fee	0.01% Min. fee
-------------------------	---------------------------------	---------------------------	--------------------------

👑 Upgrade to VIP for amazing privileges!

Create Account

Registration takes only 30 seconds

Email Mobile

Email address

Create a password

Referral code (optional) ▼

Register now

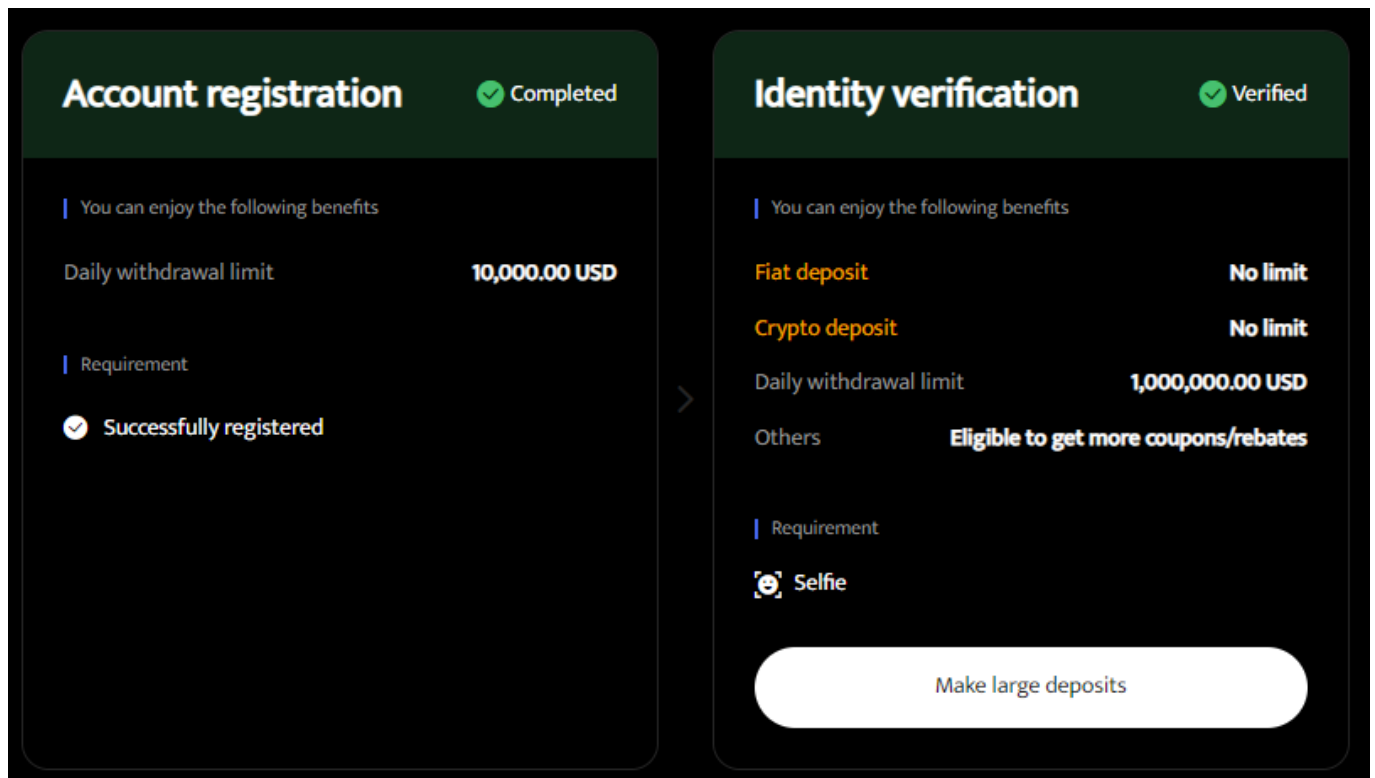
Or register via

Google Apple BTCC

By creating an account, I agree to BTCC's [Privacy Policy](#) and [User Agreement](#).

Step 2: Finish the KYC

The Know Your Customer (KYC) procedure is the next step after your account is operational. The main goal of this stage is to maintain compliance and security. You must upload identification, such as a passport or driver's license. You'll receive a confirmation email as soon as your documents are validated, so don't worry—it's a quick process.



Step 3. Deposit Funds

After that, adding money to your account is simple. BTCC provides a range of payment options, such as credit cards and bank transfers. To get your money into your trading account, simply choose what works best for you, enter the amount, and then follow the instructions.

- **Fiat Deposit.** Buy USDT using Visa/Mastercard (KYC required).
- **Crypto Deposit.** Transfer crypto from another platform or wallet.

Fund Your Account



I don't have crypto assets



Fiat Deposit

Fund your account with USDT using
Visa/Mastercard



P2P

Buy and sell cryptos with flexible payment
methods and 0 transaction fees.



I have crypto assets



Crypto Deposit

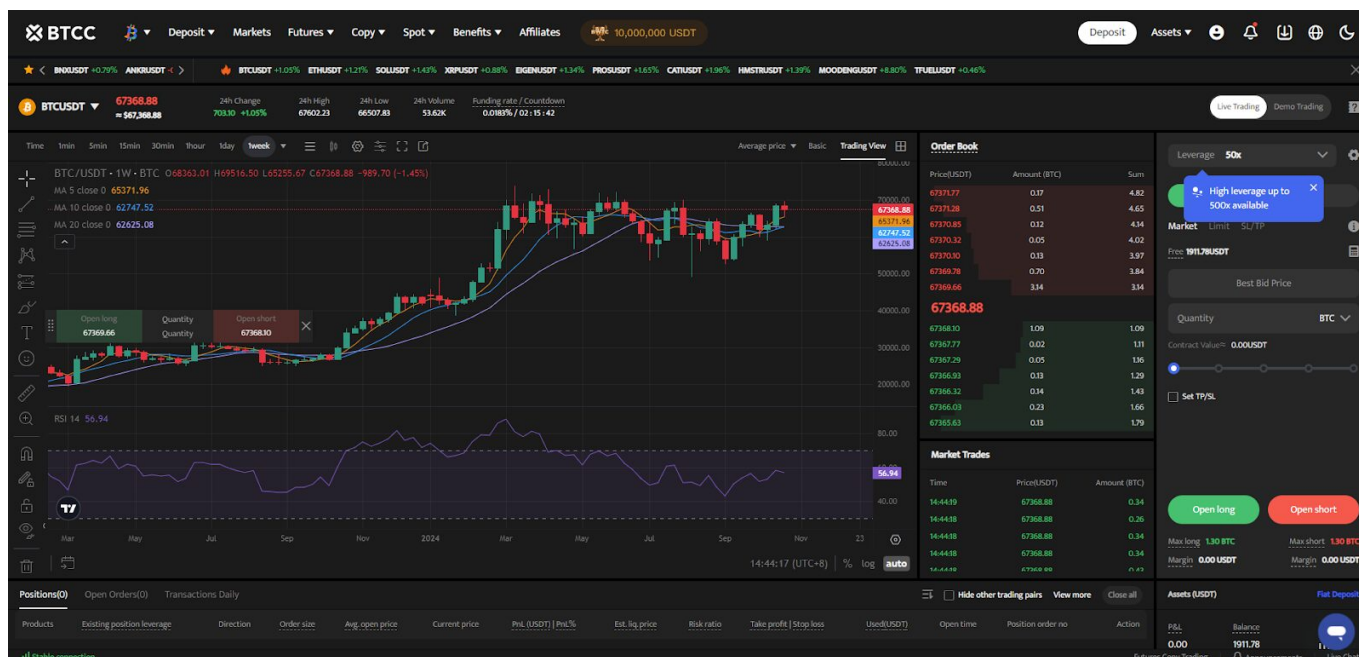
Get the deposit address for BTC, ETH, or any
other crypto and deposit via the blockchain.



Step 4. Start Trading

If you wish to follow profitable traders, you might go for copy trading, futures, or spot trading. After choosing your order type and the cryptocurrency you wish to trade, press the buy or sell button. Managing your portfolio and keeping track of your trades is made simple by the user-friendly

interface.



Look more for details: [How to Trade Crypto Futures Contracts on BTCC](#)

BTCC FAQs

Is BTCC safe?

Based on its track record since 2011, BTCC has established itself as a secure cryptocurrency exchange. There have been no reports of fraudulent activity involving user accounts or the platform's infrastructure. By enforcing mandatory know-your-customer (KYC) and anti-money

laundrying (AML) procedures, the cryptocurrency trading platform gives consumers greater security. For operations like withdrawals, it also provides extra security features like two-factor authentication (2FA).

Is KYC Necessary for BTCC?

Indeed. Before using BTCC goods, users must finish the Know Your Customer (KYC) process. A facial recognition scan and legitimate identification documents must be submitted for this process. Usually, it is finished in a few minutes. This procedure has the benefit of strengthening the security of the exchange and satisfying legal requirements.

Because their accounts will have a lower daily withdrawal limit, those who do not finish their KYC are unable to make deposits. It should be noted that those who present a legitimate ID without a facial recognition scan will likewise have restricted withdrawal options.

Is There a Mobile App for BTCC?

Indeed. For users of iOS and Android, BTCC has a mobile app. The exchange's website offers the mobile app for download. Since both the web version and the mobile app have the same features and capabilities, they are comparable.

Will I Have to Pay BTCC Trading Fees?

Indeed. BTCC levies a fee for trade, just like a lot of other centralised exchanges. Each user's VIP level, which is unlocked according to their available money, determines the different costs. The BTCC website provides information on the charge rates.

Can I Access BTCC From the U.S?

You can, indeed. According to its website, BTCC has obtained a crypto license from the US Financial Crimes Enforcement Network (FinCEN), which enables the cryptocurrency exchange to provide its services to investors who are headquartered in the US.

According to BTCC's User Agreement document, its goods are not allowed to be used in nations and organisations that have been sanctioned by the United States or other nations where it has a licence.

BTCC Guide:

- [How to Trade Crypto Futures Contracts on BTCC](#)
- [BTCC Guide-How to Deposit Crypto on BTCC?](#)
- [What is Crypto Futures Trading - Beginner's Guide](#)
- [What is Leverage in Cryptocurrency? How Can I Trade at 100X Leverage?](#)
- [BTCC Review 2024: Best Crypto Futures Exchange](#)

Crypto Buying Guides:

- [How To Buy Bitcoin \(BTC\)](#)
- [How To Buy Picoin](#)
- [How To Buy Ethereum \(ETH\)](#)
- [How To Buy Dogecoin \(DOGE\)](#)
- [How To Buy Pepe Coin \(PEPE\)](#)
- [How To Buy Ripple \(XRP\)](#)

Crypto Prediction:

- [Ethereum \(ETH\) Price Prediction 2024, 2025, 2030 — Will ETH Reach \\$10,000?](#)
- [Ethereum Price Prediction 2024, 2025, 2030: How High Can ETH Go in 2024?](#)
- [Bitcoin \(BTC\) Price Prediction 2024, 2025, 2030 — Is BTC a Good Investment?](#)
- [Ripple \(XRP\) Price Prediction 2024, 2025, 2030 — Will XRP Reach \\$1 After SEC Lawsuit?](#)
- [Pi Coin Price Prediction 2024,2025,2030 — Is Pi Coin a Good Buy?](#)
- [Pepe \(PEPE\) Price Prediction 2024, 2025, 2030 - Will PEPE Reach \\$1](#)