

Deposit to earn rewards

Sign up and deposit to receive up to **10,055 USDT** in bonuses.
Exclusive for new users only.

Get it now

[PDF Database Document] - BTCC Cryptocurrency Exchange

Original:

<https://www.btcc.com/en-US/academy/research-analysis/polkadot-dot-price-prediction-2025-2030-is-polkadot-a-good-investment>

Polkadot (DOT) Price Prediction 2024, 2025, 2030 - Can Polkadot Reach \$10,000?

[Polkadot \(DOT\)](#), according to some, is one of the most amazing cryptocurrencies to rise this year. This guide will offer you the latest Polkadot price prediction for 2023, 2025 and 2030, and its potential prospects as a long-term investment.

At the end of this review, a clear picture will emerge as to how high the Polkadot crypto price will go. We will try to answer these frequently asked questions: Can Polkadot reach \$50? How much will Polkadot be worth in 2025 or what will Polkadot be worth in 5 years?

Before diving into the DOT price prediction and discussing numbers that might get you bored for no reason at all, let's have a look at the basic introduction of this currency.

[TRADE_PLUGIN]DOTUSDT,BTCUSDT[/TRADE_PLUGIN]

Polkadot (DOT) Overview

ABOUT DOT

DOT (Polkadot)

Website: <https://polkadot.network/>

ATH: \$54.9776

Rank: 24

24HP: \$4.1445 / 24LP: \$3.7112

| | |
|--------------------|---------------------------------|
| ✖ | |
| Cryptocurrency | Polkadot |
| Token | DOT |
| Price | \$ 4.1214 ▲ 0.93% |
| Rank | 24 |
| Market Cap | \$ 6.6B |
| 24H Trading Volume | \$ 520.6M |
| All-time High | \$ 54.9776 |
| All-time Low | \$ 2.8230 |
| 24 High | \$ 4.1445 |
| 24 Low | \$ 3.7112 |
| Cycle High | \$ 4.6688 / 2025-07-21 15:25:00 |
| Cycle Low | \$ 3.0399 / 2025-06-22 20:30:00 |
| Update Time | 2025-08-26 02:50:01 |

What is Polkadot (DOT)?

Polkadot appeared in 2016 when Gavin Wood published a whitepaper describing the technical features of the project. Although Wood thought that blockchain technology had a bright future, he could also see that it had a lot of issues. Polkadot was designed to overcome those challenges.

The main challenge Polkadot aims to address is the lack of interoperability between different blockchains. The project seeks to create a scalable blockchain architecture that can grow infinitely in accordance with demand. This is achieved through the use of the relay chain and parachains.

Although the project's main goal is to create a platform that allows different blockchains to interact with each other, its developers do not intend to stop there. They are aiming to create a fully decentralized Internet 3.0 based on Web3.

The DOT token is the native cryptocurrency of the Polkadot blockchain. Just like Bitcoin and many other cryptos, Polkadot hit an all time high of \$55.00 in November 2021. Overall, this token is great at following the market and responds well to the hype in the industry and positive market sentiment.

Polkadot has been steadily gaining popularity for the past two years as its team expanded its functionality, partnered with new innovative projects, and dedicated a lot of resources to promoting the project.

Polkadot's true value lies in its functionality and a solid technical foundation. Unlike many other crypto projects, Polkadot has a real shot at becoming widely used by businesses across the world. As companies start looking into safer ways to store and interact with data, blockchain technology is going to prosper, and with it, projects that can facilitate interoperability like Polkadot will also thrive.

[TRADE_PLUGIN]DOTUSDT,BTCUSDT[/TRADE_PLUGIN]

Polkadot (DOT) Price Performance

| | |
|--------------------------|--------|
| Price Change 1H Percent | -0.14% |
| Price Change 1D Percent | 0.93% |
| Price Change 7D Percent | -5.41% |
| Price Change 30D Percent | 24.40% |

| | |
|---------------------------|---------|
| Price Change 90D Percent | -0.25% |
| Price Change 365D Percent | -29.50% |

[TRADE_PLUGIN]DOTUSDT,BTCUSDT[/TRADE_PLUGIN]

Polkadot (DOT) Technical Analysis

All financial markets use moving averages (MA), a well-liked indicator that smoothes price movement over a predetermined period of time. Since they are a trailing indication, past price activity has an impact on them. The simple moving average (SMA) and exponential moving average (EMA) are the two forms of moving averages shown in the table below.

Daily Simple Moving Average (SMA) & Daily Exponential Moving Average (EMA)

Date Calculated:2025-08-25 00:00:00

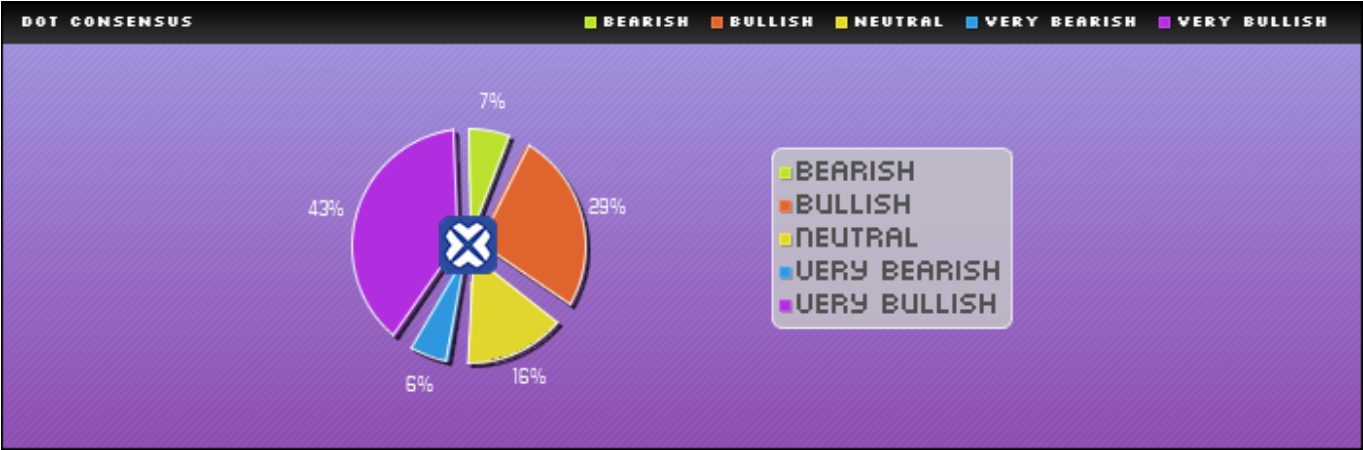
| | | | |
|---------|------------|---------|------------|
| 3_SMA | \$ 3.9893 | 3_EMA | \$ 3.9457 |
| 5_SMA | \$ 4.1309 | 5_EMA | \$ 3.9319 |
| 10_SMA | \$ 4.0220 | 10_EMA | \$ 3.9419 |
| 20_SMA | \$ -1.0000 | 20_EMA | \$ -1.0000 |
| 21_SMA | \$ 4.0351 | 21_EMA | \$ 4.0082 |
| 50_SMA | \$ 4.0125 | 50_EMA | \$ 4.2748 |
| 100_SMA | \$ 3.9985 | 100_EMA | \$ 4.7680 |
| 200_SMA | \$ 4.0929 | 200_EMA | \$ 5.2629 |

Weekly Simple Moving Average (SMA) & Weekly Exponential Moving Average (EMA)

Date Calculated:2025-08-25 00:00:00

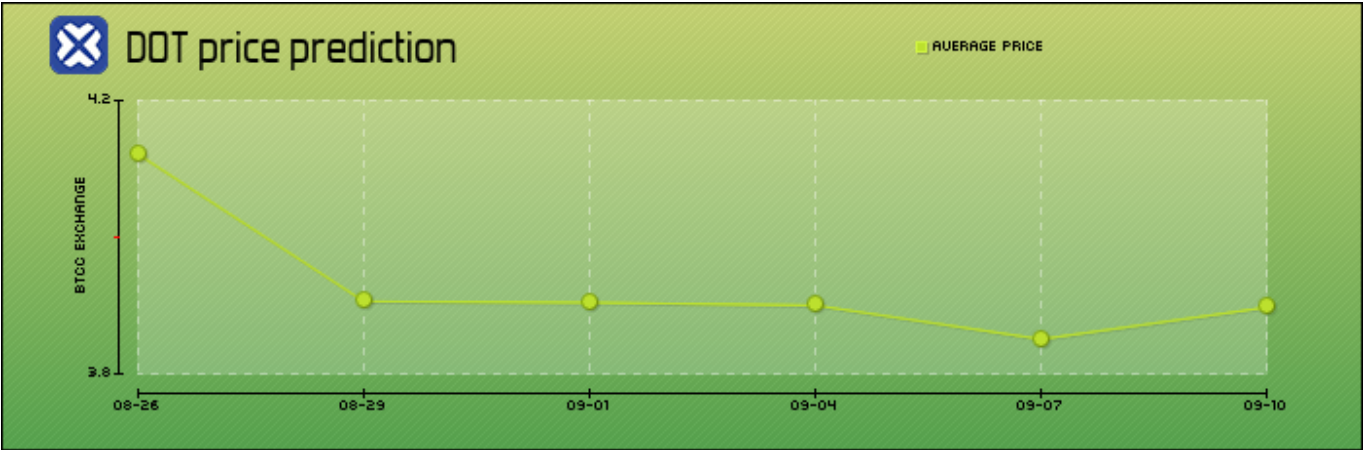
| | | | |
|----------------|-------------|----------------|-----------|
| 21_SMA_weekly | \$ -13.0135 | 21_EMA_weekly | \$ 4.3372 |
| 50_SMA_weekly | \$ -17.1087 | 50_EMA_weekly | \$ 5.0070 |
| 100_SMA_weekly | \$ -15.7963 | 100_EMA_weekly | \$ 5.1694 |
| 200_SMA_weekly | \$ -17.2100 | 200_EMA_weekly | \$ 2.1547 |

SHIB Sentiment



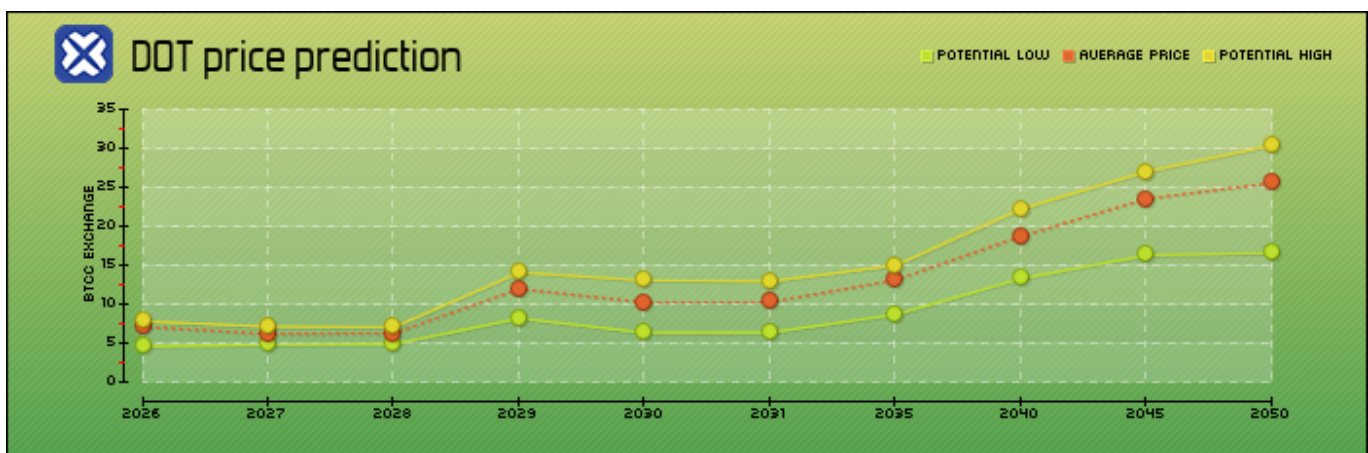
| Very bearish | Bearish | Neutral | Bullish | Very bullish |
|--------------|---------|---------|---------|--------------|
| 8 | 9 | 22 | 39 | 58 |

Polkadot (DOT) Price Prediction for Today, Tomorrow and Next Week



| Date | Price Prediction | Change |
|-------|------------------|--------|
| 08-26 | \$ 4.1214 | 0.00% |
| 08-29 | \$ 3.9060 | -5.23% |
| 09-01 | \$ 3.9043 | -5.27% |
| 09-04 | \$ 3.9002 | -5.37% |
| 09-07 | \$ 3.8507 | -6.57% |
| 09-10 | \$ 3.8973 | -5.44% |

Polkadot (DOT) Price Prediction for 2025-2050



| Year | Yearly Low | Yearly Average | Yearly High |
|------|------------|----------------|-------------|
| 2026 | \$ 4.5855 | \$ 7.0815 | \$ 7.7705 |
| 2027 | \$ 4.7606 | \$ 6.1675 | \$ 7.1033 |
| 2028 | \$ 4.8632 | \$ 6.2495 | \$ 7.0266 |
| 2029 | \$ 8.1631 | \$ 11.9480 | \$ 14.0504 |
| 2030 | \$ 6.3240 | \$ 10.2337 | \$ 13.0349 |
| 2031 | \$ 6.3465 | \$ 10.2517 | \$ 12.9184 |
| 2035 | \$ 8.6568 | \$ 13.0828 | \$ 14.9641 |
| 2040 | \$ 13.2673 | \$ 18.7128 | \$ 22.2130 |
| 2045 | \$ 16.2618 | \$ 23.4976 | \$ 26.9992 |
| 2050 | \$ 16.5617 | \$ 25.5321 | \$ 30.3726 |

Polkadot (DOT) Price Prediction 2024

For Polkadot and the cryptocurrency market as a whole, 2024 has gotten off to a good start. In April, there will be a Bitcoin halving. Usually, the price of these events is felt 12-18 months after they happen. However, with everything going on in the markets and the increase in the price of Bitcoin, this one might be different.

This year, Polkadot is likely to see the deployment of enhancements such as on-demand parachains (formerly known as parathreads) and a shift from a slot marketplace to a core-time marketplace. The need for DOT could rise as a result of the expansion of the chain's usable applications.

Most intriguing, perhaps, is the impending release of Snowbridge, a decentralised, trustless bridge that connects Polkadot to Ethereum. This might significantly boost the token's value when it launches in the first part of the year.

The future seems bright for DOT in 2024 if Polkadot can maintain its 2023 success rate and all the factors impacting the cryptocurrency markets remain good. Hence, our Polkadot price forecast for 2024 includes a range of \$5.50 to \$22.50, with an average price of \$11.

[TRADE_PLUGIN]DOTUSDT,BTCUSDT[/TRADE_PLUGIN]

Polkadot (DOT) Price Prediction 2025

The year 2030 seems like a long way off when you consider how rapidly the cryptocurrency business is changing. A Polkadot crypto price forecast for 2030 can be informed, nonetheless, by a few pieces of information.

One is that decentralised public ledgers will likely become widely used, and another is that blockchain technology and cryptocurrencies will function within a regulated backdrop.

With its modular parachain building tools and its network agility brought about by its compartmental properties, Polkadot is expected to have persisted and gained a high level of acceptance. Also, we anticipate that it will keep developing to meet the demands of its users as they change over time.

We conclude that this bodes well for our Polkadot price forecast for 2030. Token price rise, however, will not have been enormous if token inflation persists. We project a range of \$75-\$55, with an average price of \$68 for DOT in 2030.

[TRADE_PLUGIN]DOTUSDT,BTCUSDT[/TRADE_PLUGIN]

Polkadot (DOT) Price Prediction 2030

The year 2030 seems like a long way off when you consider how rapidly the cryptocurrency business is changing. A Polkadot crypto price forecast for 2030 can be informed, nonetheless, by a few pieces of information.

One is that decentralised public ledgers will likely become widely used, and another is that blockchain technology and cryptocurrencies will function within a regulated backdrop.

With its modular parachain building tools and its network agility brought about by its compartmental properties, Polkadot is expected to have persisted and gained a high level of acceptance. Also, we anticipate that it will keep developing to meet the demands of its users as they change over time.

We conclude that this bodes well for our Polkadot price forecast for 2030. Token price rise, however, will not have been enormous if token inflation persists. We project a range of \$75-\$55, with an average price of \$68 for DOT in 2030.

[TRADE_PLUGIN]DOTUSDT,BTCUSDT[/TRADE_PLUGIN]

Polkadot (DOT) Price Prediction: Can Polkadot Reach \$10,000?

As we know, Polkadot has shown itself to be a good investment as an established top 20 coin. Polkadot (DOT) has momentum and is capable of growth during high liquidity periods. But is that enough to rise above \$10,000?

Let's compare Polkadot's market cap with direct competitors like Ethereum, as well as some of the world's largest companies in order to get a better idea of what Polkadot at \$10,000 would actually mean.

In short, although Polkadot has a lot going for it, it is unlikely to reach \$10,000 with the current circulating supply.

Polkadot would need to rise more than 1800x from its current price to reach \$10,000, an extremely difficult feat for an asset that already has a market cap of \$6.7 billion.

Let's take the example of Ethereum. At its absolute peak, ETH had a market capitalization of \$550 billion. If Polkadot were to reach \$10,000, it would have a market capitalization of 12 trillion, which would be 22x larger than Ethereum at its very peak. This is entirely unrealistic.

Given that Polkadot has much less adoption than Ethereum, it would be difficult for it just to match Ethereum's market capitalization, let alone exceed it by a factor of 22.

From this comparison alone, we can see that it would be extremely difficult for Polkadot to reach \$10,000.

For more context on why it's so unlikely anything could boost DOT coin to \$10,000, let's take a look at this.

At the time of writing, Apple, Saudi Aramco, and Microsoft are the three most valuable companies by market capitalization. At a price of \$10,000, Polkadot would have a larger market cap than the three largest companies in the world combined (6~7 trillion).

Therefore, as analyzed above, we would say that Polkadot is unlikely to reach \$10,000 based on the available data and market conditions.

[TRADE_PLUGIN]DOTUSDT,BTCUSDT[/TRADE_PLUGIN]

Potential Highs and Lows of DOT

| | Min | Average | Max |
|------|-----------|-----------|------------|
| 1H | \$ 3.7749 | \$ 3.7942 | \$ 3.8141 |
| 1D | \$ 3.7112 | \$ 3.8858 | \$ 4.1445 |
| 7D | \$ 3.7005 | \$ 3.9412 | \$ 4.2753 |
| 30D | \$ 3.4380 | \$ 3.9063 | \$ 4.3646 |
| 90D | \$ 3.0399 | \$ 3.8665 | \$ 4.6747 |
| 365D | \$ 3.0399 | \$ 4.9152 | \$ 11.4413 |

Polkadot (DOT) Price Prediction: Conclusion

Polkadot is a great project that has much potential. It has an innovative, dedicated team and a solid

technical foundation. This Polkadot crypto price prediction pins the feasible targets for 2023, 2025 and 2030, which shows that there may be a pretty bright future for Polkadot.

In closing, please know the figures are generated using our price prediction tool and in that matter, not a guarantee, that the actual price action will follow what we mentioned. Forecasts are not immune to changing circumstances and will be updated with new developments. Always do your own research and evaluate all necessary factors before making any investment.

FAQs

Is Polkadot a good investment?

Yes. Based on its roadmap, strategic partnerships, global business applications and loyal online community, Polkadot has shown itself to be a good investment as an established top 15 coin. Our Polkadot price prediction model shows that the crypto could anticipate massive growth in the future.

Can Polkadot reach \$50?

Yes. As per our analysis, Polkadot price is expected to cross the \$50 mark in 2030, with a potential high of \$50.88 by the end of the year. Of course, anything can happen in the crypto market, so this is by no means a guarantee.

Can Polkadot Coin Reach \$100?

Polkadot once reached an all-time time of \$55 in the past, so getting to \$100 is possible. However, it would take a significant market boom for the DOT price to rise that sharply.

Can Polkadot reach \$500?

No. Our prediction model sees no possibility for Polkadot to reach \$500 in the short or mid-term period. While the Polkadot (DOT) price may experience some upward movement, reaching such a

significant milestone of \$500 is unlikely based on current conditions.

Can Polkadot reach \$1000 dollars?

Investors who are particularly bullish on Polkadot often discuss Polkadot price prediction \$1,000. According to our analysis, there is no evidence that Polkadot will reach \$1000.

How high can Polkadot go?

In our Polkadot price prediction, we expect Polkadot to reach a possible high of \$8.35 in 2023, \$18.24 in 2025 and \$50.88 in 2030.

What is the expected price of Polkadot in 2023?

Based on our Polkadot price prediction, the expected price of Polkadot in 2023 could range between \$7.21 and \$8.35.

How much is Polkadot worth in 2025?

According to our DOT coin price prediction 2025, DOT is expected to reach a maximum price of \$18.24 by the end of 2025.

What will DOT be worth in 5 years?

Based on the rising popularity of Polkadot, a long-term investment in DOT could see the coin price rise to \$27.96 within the next 5 years.

How much is Polkadot worth in 2030?

As per our Polkadot price prediction 2030, Polkadot price is expected to range between \$33.79 and \$50.88 in 2030.

Where can I buy Polkadot (DOT)?

Notable options for purchasing Polkadot include Binance, BTCC and Coinbase. Among these, [BTCC](#) is one of the best exchanges as it witnesses a large trading volume of DOT. Compared to another two big exchanges, BTCC has no regulatory concerns and is available in U.S., Canada and many other countries in Europe. Furthermore, [BTCC exchange](#) is highly recommended due to its favourable attributes such as extremely low fees, user-friendly interface, excellent customer support, and robust security measures with no reported hacks or security breaches to date.

Buying Polkadot on [BTCC](#) is simple. Check [here](#) to create an account on BTCC and choose to purchase DOT with [USDT](#) and a leverage up to 50x. The transaction is safe, cheap, and fast with VERY easy steps. You can also choose to deposit [DOT](#) with a minimum single deposit of 50DOT.

[TRADE_PLUGIN]DOTUSDT,BTCUSDT[/TRADE_PLUGIN]

Where to Trade Crypto Futures?

You can trade crypto futures on BTCC Now. Over 300 USDT-margined perpetual trading pairs are available for users to trade, including many popular altcoins and meme-coins.

[Trade crypto futures Now](#)

You can deposit and receive up to [10,055 USDT](#) now when you sign up and verify your account on BTCC Every new user gets a **10 USDT** coupon after completing their registration. You will also get an additional **20 USDT** coupon on completing your KYC verification.

[Check more details.](#)

[GET 10 USDT WELCOME BONUS](#)

About BTCC

BTCC is a leading cryptocurrency trading platform that is distinguished by its ability to balance the simplicity of use with advanced features. It provides a comprehensive educational program through the BTCC Academy, 24/7 customer support, and robust security to both novices and experts. BTCC is a top choice for digital asset investors due to its emphasis on user contentment, which fosters a secure and informed trading environment across a variety of cryptocurrencies.

BTCC is one of the few exchanges in the market that offers high-leverage options for investors and concentrates extensively on futures trading. Users have access to more than 300 USDT-margined perpetual trading pairs, which encompass numerous prominent altcoins and meme-coins. Additionally, the platform has recently implemented spot trading to facilitate novice users who may not be acquainted with futures trading.

- **Established Reputation:** BTCC is one of the oldest and most well-known cryptocurrency exchanges, having been operational since 2011. Its history in the market enhances its credibility and trustworthiness.
- **A Diverse Selection of Cryptocurrencies:** BTCC allows customers to access and exchange a wide range of digital assets.
- **Margin and Futures Trading:** BTCC provides margin and futures trading options, allowing customers to expand their trading holdings and potentially increase their profits.
- **Proficient Trading Instruments:** such as real-time market data, trading charts, and technical analysis indicators. These tools can help users make informed trading decisions.
- **Security Measures:** BTCC values security and uses a variety of safeguards to secure customer payments and information. This includes two-factor authentication (2FA) and cold storage of cryptocurrency assets.

BTCC Guide:

- [How to Trade Crypto Futures Contracts on BTCC](#)
- [BTCC Guide-How to Deposit Crypto on BTCC?](#)
- [What is Crypto Futures Trading - Beginner's Guide](#)
- [What is Leverage in Cryptocurrency? How Can I Trade at 100X Leverage?](#)
- [BTCC Review 2024: Best Crypto Futures Exchange](#)

Crypto Buying Guides:

- [How To Buy Bitcoin \(BTC\)](#)
- [How To Buy Pico](#)
- [How To Buy Ethereum \(ETH\)](#)
- [How To Buy Dogecoin \(DOGE\)](#)
- [How To Buy Pepe Coin \(PEPE\)](#)
- [How To Buy Ripple \(XRP\)](#)

Crypto Prediction:

- [Ethereum \(ETH\) Price Prediction 2024, 2025, 2030 — Will ETH Reach \\$10,000?](#)
- [Ethereum Price Prediction 2024, 2025, 2030: How High Can ETH Go in 2024?](#)
- [Bitcoin \(BTC\) Price Prediction 2024, 2025, 2030 — Is BTC a Good Investment?](#)
- [Ripple \(XRP\) Price Prediction 2024, 2025, 2030 — Will XRP Reach \\$1 After SEC Lawsuit?](#)
- [Pi Coin Price Prediction 2024,2025,2030 — Is Pi Coin a Good Buy?](#)
- [Pepe \(PEPE\) Price Prediction 2024, 2025, 2030 - Will PEPE Reach \\$1](#)