

Deposit to earn rewards

Sign up and deposit to receive up to **10,055 USDT** in bonuses.
Exclusive for new users only.

Get it now

[PDF Database Document] - BTCC Cryptocurrency Exchange

Original:

<https://www.btcc.com/en-US/academy/research-analysis/polygon-matic-price-prediction-2023-2025-2030-is-polygon-a-good-investment>

Polygon (MATIC) Price Prediction 2024, 2025, 2030- Will MATIC Reach \$100?

Does it interest you to know the Polygon crypto price prediction? For most people, the answer is yes. So, without further ado, in this article we'll dive into the latest Polygon price prediction for 2023, 2025 and 2030, and its projected growth from fundamental analysis to price history.

The Polygon MATIC price prediction has always been a concern to the marketers and investors. At the end of this review, a clear picture will emerge as to how high MATIC will go. We will try to answer these frequently asked questions: Is Polygon a good investment? Will MATIC reach \$100? How much will Polygon be worth in 2025/2030?

Before getting deeper into the MATIC price prediction and discussing numbers that might get you bored for no reason at all, let us talk about the history and a basic overview of Polygon in the market.


[TRADE_PLUGIN]MATICUSDT,BTCUSDT[/TRADE_PLUGIN]

Polygon (MATIC) Overview

ABOUT MATIC



MATIC (Polygon)
Website: <https://polygon.technology/>
ATH: \$2.9100
Rank: 118
24HP: \$0.2528 / 24LP: \$0.2429

		
Cryptocurrency	Polygon	
Token	MATIC	
Price	\$ 0.2484 ▲ 1.15%	
Rank	118	
Market Cap	\$ 488.5M	
24H Trading Volume	\$ 25.0M	
All-time High	\$ 2.9100	
All-time Low	\$ 0.0030	
24 High	\$ 0.2528	
24 Low	\$ 0.2429	
Cycle High	\$ 0.2606 / 2025-04-24 13:36:56	
Cycle Low	\$ 0.1555 / 2025-04-07 07:05:00	
Update Time	2025-04-26 17:19:01	

[TRADE_PLUGIN]MATICUSDT,BTCUSDT[/TRADE_PLUGIN]

What is Polygon (MATIC)?

Polygon, rebranded from Matic Network in early 2021, is a Layer-2 scaling solution that aims to improve the speed, reduce the cost, and simplify the complexities of transactions on Ethereum network. It is one of the best-established cryptocurrency and blockchain projects at the moment.

Polygon provides developers with the tools they need to create scalable decentralized applications (dApps) that are both secure and user-friendly.

It uses a technology called Plasma, which processed transactions off-chain before moving them onto the Ethereum main chain to finalise them. This meant it could move quickly, without being slowed down by a high user base. This is especially useful for dApps, which often struggle with high transaction fees and slow transaction speeds on Ethereum.

Polygon's unique features and constant upgrades have made it a go-to solution for dApp developers looking to scale their projects. Currently there are more than 19,000 decentralized apps hosted on the network, making it significantly important and unlikely to tank even in a volatile market.

Moreover, the scaling solutions developed by Polygon have been adopted by a number of notable companies and projects. For example, Reddit is utilizing the Polygon PoS blockchain to issue their Collectible Avatars NFTs, resulting in significantly lower costs for customers compared to using the Ethereum mainnet.

Polygon team is continuously working towards bringing more users and developers onto the network. If Ethereum is going to reach widespread adoption, scaling solutions like those being developed by Polygon will likely play a key role moving forward. Due to these factors, Polygon deserves a spot on our list of the best cryptocurrencies to hold for the long term.

Polygon (MATIC) Price Performance

Price Change 1H Percent	-0.28%
Price Change 1D Percent	1.15%
Price Change 7D Percent	27.49%
Price Change 30D Percent	6.08%
Price Change 90D Percent	-43.05%
Price Change 365D Percent	-65.54%

Polygon (MATIC) Technical Analysis

Daily Simple Moving Average (SMA) & Daily Exponential Moving Average (EMA)

Date Calculated:2025-01-24

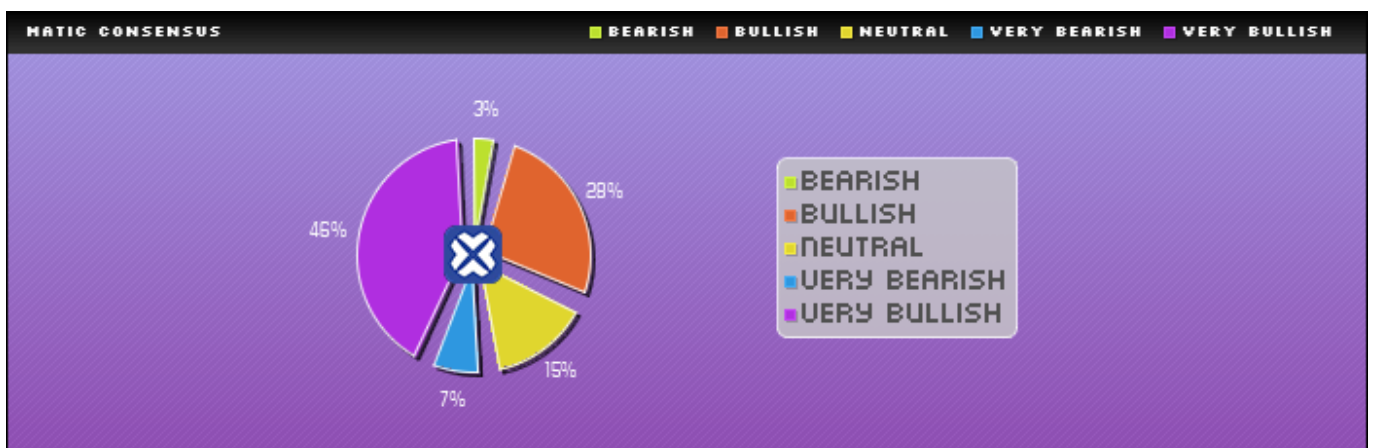
3_SMA	\$ 0.4455	3_EMA	\$ 0.4419
5_SMA	\$ 0.4450	5_EMA	\$ 0.4449
10_SMA	\$ 0.4629	10_EMA	\$ 0.4539
20_SMA	\$ 0.4690	20_EMA	\$ 0.4651
21_SMA	\$ 0.4713	21_EMA	\$ 0.4661
50_SMA	\$ 0.5174	50_EMA	\$ 0.4855
100_SMA	\$ 0.4732	100_EMA	\$ 0.4835
200_SMA	\$ 0.4554	200_EMA	\$ 0.5046

Weekly Simple Moving Average (SMA) & Weekly Exponential Moving Average (EMA)

Date Calculated:2025-01-24

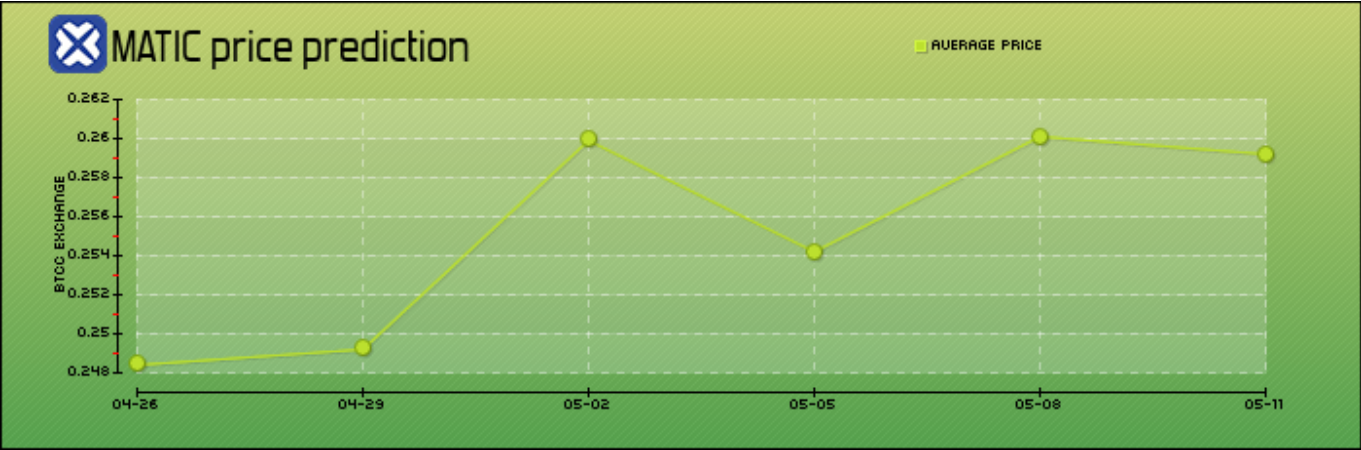
21_SMA_weekly	\$ 0.4377	21_EMA_weekly	\$ 0.4759
50_SMA_weekly	\$ 0.5996	50_EMA_weekly	\$ 0.5512
100_SMA_weekly	\$ 0.6981	100_EMA_weekly	\$ 0.6580
200_SMA_weekly	\$ 0.9485	200_EMA_weekly	\$ 0.7163

Polygon (MATIC) Consensus Ratings



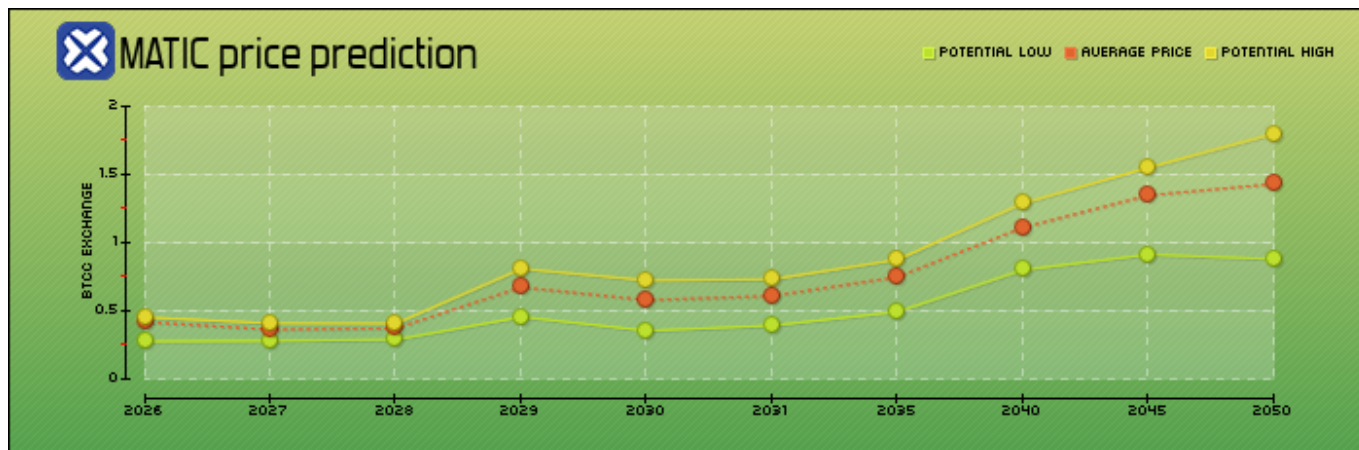
Very bearish	Bearish	Neutral	Bullish	Very bullish
9	4	19	35	56

Polygon (MATIC) Price Prediction for Today, Tomorrow and Next Week



Date	Price Prediction	Change
04-26	\$ 0.2484	0.00%
04-29	\$ 0.2492	0.33%
05-02	\$ 0.2599	4.62%
05-05	\$ 0.2542	2.35%
05-08	\$ 0.2601	4.72%
05-11	\$ 0.2592	4.35%

Polygon (MATIC) Price Prediction for 2025-2050



Year	Yearly Low	Yearly Average	Yearly High
2026	\$ 0.2769	\$ 0.4177	\$ 0.4523
2027	\$ 0.2808	\$ 0.3640	\$ 0.4096
2028	\$ 0.2902	\$ 0.3715	\$ 0.4074
2029	\$ 0.4554	\$ 0.6731	\$ 0.8089
2030	\$ 0.3553	\$ 0.5791	\$ 0.7235
2031	\$ 0.3929	\$ 0.6092	\$ 0.7317
2035	\$ 0.4932	\$ 0.7489	\$ 0.8764
2040	\$ 0.8014	\$ 1.1107	\$ 1.2898
2045	\$ 0.9139	\$ 1.3473	\$ 1.5507
2050	\$ 0.8806	\$ 1.4310	\$ 1.7992

Polygon (MATIC) Price Prediction 2024

Our predictions for the POL cryptocurrency's price indicates that it will average \$0.76 over the course of the year. By the end of 2024, the highest Polygon (MATIC) price would be approximately \$1.09, with a minimum price of \$0.44.

Month	Minimum price	Maximum price
October	\$0.58	\$0.83
November	\$0.67	\$0.89
December	\$0.72	\$1.09

Polygon (MATIC) Price Prediction 2025

Our analysis suggests that the price of Polygon (POL) may range from a low of approximately \$1.29 to a high of \$1.91. Our MATIC price forecast for 2025 indicates that the average price of MATIC might be close to \$1.60.

Polygon (MATIC) Price Prediction 2026

For the year 2026, our MATIC prediction is that the coin's average selling price will be \$2.2, with a low of around \$1.87 and a high of about \$2.77. Our Polygon analysis indicates that MATIC price volatility will be relatively low.

Polygon (MATIC) Price Prediction 2030

Polygon cryptocurrency is anticipated to sell at a price higher than the average of \$9.5 in 2030, according to the MATIC price projection. In all likelihood, MATIC will surpass the \$8.29 mark before year's end. Plus, by the end of 2030, the Polygon cryptocurrency might reach a peak price of \$10.95.

Potential Highs and Lows of MATIC

	Min	Average	Max
1H	\$ 0.2482	\$ 0.2486	\$ 0.2488
1D	\$ 0.2429	\$ 0.2478	\$ 0.2528
7D	\$ 0.1943	\$ 0.2217	\$ 0.2606
30D	\$ 0.1555	\$ 0.1989	\$ 0.2606
90D	\$ 0.1555	\$ 0.2549	\$ 0.4461
365D	\$ 0.1555	\$ 0.4453	\$ 0.7773

Polygon (MATIC) Price Prediction: Will MATIC Reach \$100?

Investors who are particularly bullish on MATIC often discuss ambitious price targets for MATIC. One of the potential targets we see mentioned often is \$100.

To reach \$100, MATIC will have to rise 132x. That translates to a market cap of \$927 billion. Mathematically and in theory this is feasible. Many coins have managed to achieve this target.

- Ethereum went from \$2 to \$200 in less than 2 years
- Binance went from \$1 to \$100 in less than 4 years
- Bitcoin went from \$100 to \$10000 in less than 4 years

But in reality, there are practical challenges and there has to be significant progress in Polygon use cases to justify these levels. Our prediction model sees no possibility for MATIC to reach \$100 in the short or mid-term period.

However, that doesn't mean the coin doesn't have potential. According to our analysis, Polygon appears to be positioned for long-term success, and we do believe that \$10 seems like a far more realistic goal in the future. Of course, anything can happen in the crypto market, so this is by no means a guarantee.

Polygon (MATIC) Price Prediction: Will Polygon (MATIC)

Reach \$1,000?

Polygon (MATIC) is one of the biggest crypto assets on the market, which has attracted a large number of crypto investors, users and community members. Therefore, it's not too surprising many people are wondering how high the price of MATIC could go in the future.

So, can MATIC reach \$1,000? To cut a long story short, the answer is probably no. Let's take a closer look at the numbers to show you why you shouldn't expect Polygon to reach a price of \$1,000.

To reach \$1,000, Polygon's market capitalization would be \$9.27 trillion for Polygon. Let's put this figure in context by showing the market capitalization of the world's three most valuable companies at the time of writing:

- Apple: \$2.72 trillion
- Microsoft: \$2.29 trillion
- Saudi Aramco: \$1.98 trillion

If Polygon had a market capitalization of \$9.27 trillion, it would be more valuable than the world's 3 most valuable companies combined. We don't need to go into too much detail to conclude why this would be an extremely unlikely scenario.

To strengthen our point, let's compare what a hypothetical \$1,000 MATIC price would mean in the context of the cryptocurrency market.

The total cryptocurrency market cap peaked in November of 2021 at just under \$2.9 trillion. In the same month, Bitcoin reached its highest-ever market cap of \$1.22 trillion. So, if MATIC had a price of \$1,000, it would be 7.6x larger than Bitcoin at its historical peak.

To reach a price of \$1,000, Polygon would need to see a 1,320x increase in price. While such multiples are not unheard of in the cryptocurrency market, it would be extremely difficult for an asset that's already valued at \$7.0 billion to produce such a performance as that would require truly immense amounts of capital to be invested into Polygon.

Therefore, as we've demonstrated, it seems to be a very unlikely scenario for Polygon to reach \$1,000.

Conclusion: What's the Future of Polygon?

Polygon is tackling the issue of Ethereum scalability, which is one of the most important areas in the entire crypto ecosystem. This makes it likely that Polygon will remain a relevant player in the coming years.

The project's popularity has been driven by its use case as a Layer 2 scaling solution for Ethereum, providing faster and cheaper transactions and increased scalability to the Ethereum network.

With its usability and spread throughout the charts, Polygon has been one of the select few initiatives to amass the cryptoverse. It has also altered how people view the community surrounding layer-2 protocols. The network has now established a benchmark for new layer-2 protocols in the cryptocurrency industry.

Additionally, MATIC has a strong community and developer base, which has helped to drive its adoption and usage, which are very likely to push the value of MATIC higher in the coming years.

Notably, WalletInvestor projects a long-term earning potential of more than 86.07% in one year. In 5 years, its value will be \$12.9.

In closing, please know the forecast figures are generated using our price prediction tool and in that matter, not a guarantee, that the actual price action will follow what we mentioned. Forecasts are not immune to changing circumstances and will be updated with new developments. Always do your own research and evaluate all necessary factors before making any investment.

Polygon (MATIC) Price Prediction FAQs

Is Polygon a good investment?

Yes. Based on its roadmap, strategic partnerships, global business applications and loyal online community, Polygon has shown itself to be a good investment as an established top 15 coin. Our Polygon MATIC price prediction model shows that the crypto could anticipate massive growth in the future.

Will MATIC reach \$10 dollars?

Yes. Many analysts think that it will not be very difficult for MATIC to reach \$10 dollars in the mid-term.

Can Polygon reach \$100?

No. As we analyzed above, our prediction model sees no possibility for Polygon to reach \$100 dollars in the short or mid-term period.

How much will Polygon be worth in 2025?

Our Polygon MATIC price prediction 2025 forecasts that MATIC is expected to reach a maximum price of \$2.01 and a minimum price of \$1.68 by the end of 2025.

How much will Polygon coin cost in 2030?

According to our MATIC price prediction 2030, at the very highest, it is expected that MATIC may reach a maximum price of \$6.50 by 2030. The minimum price could be \$5.82, averaging out at \$6.03.

Can MATIC reach \$10,000?

No. According to our analysis, there is no evidence that MATIC will reach \$10,000.

Where can I buy Polygon (MATIC)?

Notable options for purchasing Polygon include Binance, BTCC and Coinbase. Among these, [BTCC](#) is one of the best exchanges as it witnesses a large trading volume of MATIC. Compared to [Binance](#), BTCC has no regulatory concerns and is also available in U.S., Canada and many other countries in Europe. Furthermore, [BTCC exchange](#) is highly recommended due to its favourable attributes such as extremely low fees, user-friendly interface, excellent customer support, and robust security measures with no reported hacks or security breaches to date.

Buying MATIC on BTCC is simple. Check [here](#) to [create an account](#) on BTCC and choose to purchase MATIC with [USDT](#) and a leverage up to 50x. The transaction is safe, cheap, and fast with VERY easy steps. You can also choose to deposit MATIC with a minimum single deposit of 300MATIC.

[TRADE_PLUGIN]MATICUSDT,BTCUSDT[/TRADE_PLUGIN]

Where to Trade Crypto Futures?

You can trade crypto futures on BTCC Now. Over 300 USDT-margined perpetual trading pairs are available for users to trade, including many popular altcoins and meme-coins.

[Trade crypto futures Now](#)

You can deposit and receive up to [10,055 USDT](#) now when you sign up and verify your account on BTCC. Every new user gets a **10 USDT** coupon after completing their registration. You will also get an additional **20 USDT** coupon on completing your KYC verification.

[Check more details.](#)

[GET 10 USDT WELCOME BONUS](#)

About BTCC

BTCC is a leading cryptocurrency trading platform that is distinguished by its ability to balance the simplicity of use with advanced features. It provides a comprehensive educational program through the BTCC Academy, 24/7 customer support, and robust security to both novices and experts. BTCC is a top choice for digital asset investors due to its emphasis on user contentment, which fosters a secure and informed trading environment across a variety of cryptocurrencies.

BTCC is one of the few exchanges in the market that offers high-leverage options for investors and concentrates extensively on futures trading. Users have access to more than 300 USDT-margined perpetual trading pairs, which encompass numerous prominent altcoins and meme-coins. Additionally, the platform has recently implemented spot trading to facilitate novice users who may not be acquainted with futures trading.

- **Established Reputation:** BTCC is one of the oldest and most well-known cryptocurrency exchanges, having been operational since 2011. Its history in the market enhances its credibility and trustworthiness.
- **A Diverse Selection of Cryptocurrencies:** BTCC allows customers to access and exchange a wide range of digital assets.
- **Margin and Futures Trading:** BTCC provides margin and futures trading options, allowing customers to expand their trading holdings and potentially increase their profits.
- **Proficient Trading Instruments:** such as real-time market data, trading charts, and technical analysis indicators. These tools can help users make informed trading decisions.
- **Security Measures:** BTCC values security and uses a variety of safeguards to secure customer payments and information. This includes two-factor authentication (2FA) and cold storage of cryptocurrency assets.

BTCC Guide:

- [How to Trade Crypto Futures Contracts on BTCC](#)
- [BTCC Guide-How to Deposit Crypto on BTCC?](#)
- [What is Crypto Futures Trading - Beginner's Guide](#)
- [What is Leverage in Cryptocurrency? How Can I Trade at 100X Leverage?](#)
- [BTCC Review 2024: Best Crypto Futures Exchange](#)

Crypto Buying Guides:

- [How To Buy Bitcoin \(BTC\)](#)
- [How To Buy Pico](#)
- [How To Buy Ethereum \(ETH\)](#)
- [How To Buy Dogecoin \(DOGE\)](#)
- [How To Buy Pepe Coin \(PEPE\)](#)
- [How To Buy Ripple \(XRP\)](#)

Crypto Prediction:

- [Ethereum \(ETH\) Price Prediction 2024, 2025, 2030 — Will ETH Reach \\$10,000?](#)
- [Ethereum Price Prediction 2024, 2025, 2030: How High Can ETH Go in 2024?](#)
- [Bitcoin \(BTC\) Price Prediction 2024, 2025, 2030 — Is BTC a Good Investment?](#)
- [Ripple \(XRP\) Price Prediction 2024, 2025, 2030 — Will XRP Reach \\$1 After SEC Lawsuit?](#)
- [Pi Coin Price Prediction 2024,2025,2030 — Is Pi Coin a Good Buy?](#)
- [Pepe \(PEPE\) Price Prediction 2024, 2025, 2030 - Will PEPE Reach \\$1](#)