

Deposit to earn rewards

Sign up and deposit to receive up to **10,055 USDT** in bonuses.
Exclusive for new users only.

Get it now

[PDF Database Document] - BTCC Cryptocurrency Exchange


Original:

<https://www.btcc.com/en-US/academy/research-analysis/understanding-leverage-and-margin-in-crypto-trading-best-cryptocurrency-leverage-trading-platforms-in-2024>

Understanding Leverage And Margin In Crypto Trading: Best Cryptocurrency Leverage Trading Platforms In 2025

Cryptocurrency trading remains in an ever-growing upward trajectory, with more institutional players entering the arena, while retail drives demand. Under such a bull run sentiment, more and more savvy investors are shifting their focus to crypto market. To gain generous profit in crypto trading, leverage trading is often used as a kind of advanced and efficient trading strategy. This strategy enables you borrow against your collateral to multiply your gains by 2x, 10x, or as much as 200x on your winning crypto trades.

Leveraged trading provides experienced crypto traders with a powerful tool to amplify their potential profits. However, it's essential to choose the right platform for high-leverage trading. This article will guide you through leveraged crypto trading, explaining how it works and how to get started. This article will also share best practices to help you avoid common mistakes and enhance your leveraged trading outcomes.



Best Crypto Leverage Trading Platform

BTCC, one of the longest-running crypto exchanges in the world, supports crypto demo

trading, crypto copy trading, crypto spot trading for 200+ crypto pairs, as well as crypto futures trading for 300+ crypto pairs with a leverage of up to 500X. If you want to start trading cryptocurrencies, you can start by signing up for BTCC.

[\ Trade On BTCC With 10 FREE USDT! /](#)

[Register Now To Earn Rewards Up To 10,055 USDT](#)

Table of Contents

[What is Leverage?](#)

[What is Margin?](#)

[What is Crypto Leverage Trading?](#)

[How does Crypto Leverage Trading Work?](#)

[Risks and Benefits of Crypto Leverage Trading](#)

[Best Practices for Leveraged Crypto Trading](#)

[How to Select the Best Crypto Leverage Trading Platform?](#)

[Best Cryptocurrency Leverage Trading Platforms for 2025](#)

[Binance](#)

[MEXC](#)

[BTCC \(Most Recommended\)](#)

[Conclusion](#)

[\ Trade On BTCC With 10 FREE USDT! /](#)

[Register Now To Earn Rewards Up To 10,055 USDT](#)

What is Leverage?

Before we learn about crypto leverage trading, it's necessary for us to know what leverage means in crypto trading. Leverage means that a trader uses a smaller amount of capital on hand to open a larger trading position by borrowing funds, thereby increasing returns and risks. The size of the lever is usually measured by a ratio, such as 1:100 or 1:500. This ratio represents how much a trader can borrow to trade for every dollar of his own money invested. For example, trading using leverage of 30:1 means that for every US\$1 of available margin that you have in your account, you can place a trade worth up to US\$30.

To put it simply, leverage enables investors to take a small amount of money and increase its value on the investment markets. Trading with leverage can provide increased buying power and enhanced returns, it is also important to keep in mind that it also magnifies the potential losses and increases the risk of your position. If the market moves against investors' expectations, leverage can cause losses to grow rapidly, possibly even more than the initial investment amount.

What is Margin?

Margin represents the initial deposit you place in your trading account, serving as the amount that the crypto exchange requires you to deposit in order to actually access margin trading on the platform. Conceptually, margin can be envisioned as collateral demanded by the exchange to facilitate additional funding for amplifying your trading position.

Imagine you possess \$1,000 and want to trade a position worth \$5,000. By depositing the \$1,000 into your margin account, the crypto exchange advances you the additional \$4,000. In this case, the \$1,000 you deposited is the initial margin. Margin is usually expressed as a ratio, and in our example the margin offered by the exchange is 5:1. Remember, upon closing your position, you repay the borrowed amount alongside any accumulated interest.

To prevent liquidation of your position, it's crucial to maintain your account balance above the maintenance margin, which is simply the minimum amount of capital you need in your account to ensure that your open trades remain active. Failure to do so may result in the exchange liquidating your position. Upon receiving an alert warning that your account has dropped to the maintenance margin, you have the option to bolster your initial margin by depositing more funds or sell portions of your portfolio to safeguard your account from dipping below this threshold.

[\ Trade On BTCC With 10 FREE USDT! /](#)

[Register Now To Earn Rewards Up To 10,055 USDT](#)

Leverage vs Margin Trading: What's the Difference?

Margin serves as a tool to create leverage, and while the terms margin trading and leverage are frequently used interchangeably, there is a subtle distinction between them. Margin trading is predominantly associated with spot markets, whereas leverage trading typically pertains to derivatives trading, including perpetual futures. Leverage trading can also encompass other products, such as leveraged tokens that do not necessitate collateral.

Leverage can be likened to using a cheater bar to remove a stubborn lug nut, as it acts as a force multiplier. The greater the distance from the fulcrum (representing 1x leverage), the more leverage you possess. Additionally, the concept of "margin of error" can help illustrate how margin functions in leveraged trades. Essentially, the margin serves as a buffer for potential losses, representing the maximum amount you can afford to lose in a leveraged trade before your margin collateral is depleted.

In practice, you are likely to face liquidation before your entire margin is utilized in a trade. Exchanges and trading platforms establish liquidation levels above a certain threshold to mitigate the risk of uncollectable debts resulting from leveraged trades that turn sour.

The following chart sets forth the distinction between leverage trading and margin trading.

Feature	Leverage Trading	Margin Trading
Definition	Utilizing borrowed funds to amplify position size	Using borrowed funds as collateral for trading

Loan Source	Typically provided by the crypto exchange itself	Often provided by other lenders on the exchange
Typical Ratios	Can be extremely high, sometimes up to 100x	Generally lower, typically 2x to 5x
Risk Level	Higher risk	Moderate risk
Market Availability	Common in crypto and forex markets	Available in most financial markets
Profit Potential	Higher	Moderate
Fee Structure	May include funding fees for maintaining positions	Interest charged on borrowed funds
Ownership	The trader does not own the underlying asset	The trader owns the asset bought on margin
Timeframe	Typically used for short-term trading	Can be used for both short-term and long-term trading

[\ Trade On BTCC With 10 FREE USDT! /](#)

[Register Now To Earn Rewards Up To 10,055 USDT](#)

What is Crypto Leverage Trading?

Crypto leverage trading is a kind of high-risk but high-reward strategy in the digital asset market. Crypto leverage trading usually refers to borrowing against your trading assets to amplify your trading positions. A leverage trade allows you control a larger amount of assets with a comparatively smaller initial investment amount.

Crypto trading platform provides leverage, enabling you to borrow funds. When engaging in leveraged crypto trading, interest is incurred, which is calculated based on the overall position value. Consequently, leveraged trading in cryptocurrencies is best suited for short-term speculative purposes. Notably, the majority of crypto leverage products are traded through derivatives.

Typically, leverage is usually expressed as a ratio or using the "X" to signify the multiplier. For example, a leverage of 10X means you can open a position 10X the value of your initial deposit. For example, if you have \$1,000 in BTC on the platform, the maximum size of your trade with 10X leverage is \$10,000. Some crypto leverage trading platforms like [BTCC](#) let you trade with much higher leverage of up to 100x or even **500x**.

[\ Trade On BTCC With 10 FREE USDT! /](#)

[Register Now To Earn Rewards Up To 10,055 USDT](#)

How does Crypto Leverage Trading Work?

Leverage trading involves utilizing your crypto assets as collateral. Upon initiating a leveraged trade, you choose which assets you'll use as collateral as well as the amount. The leverage ratio for each trade is determined at the time of execution. You have the option to set your account to trade at predefined leverage levels or opt for a broker that permits you to adjust the leverage ratio on a trade-by-trade basis.

In the event of a profitable trade, the lifecycle remains similar regardless of whether leverage is employed. For instance, in a leveraged trade, your profits are multiplied by the leverage ratio. For a 5x leveraged trade, your profits would be five times higher compared to a non-leveraged trade,

assuming the trade is profitable.

However, in the case of a loss-making trading, a range of new factors need to be considered.

Leverage amplifies both gains and losses. If you want to continue to hold a loss-making position, your broker may request you to increase your margin by depositing additional funds, a process known as a margin call. Failure to deposit additional funds may result in your broker reducing your position size to mitigate risk exposure, a practice referred to as a stop-out.

[\ Trade On BTCC With 10 FREE USDT! /](#)

[Register Now To Earn Rewards Up To 10,055 USDT](#)

Risks and Benefits of Crypto Leverage Trading

While crypto leverage trading has the potential to significantly boost returns, it also entails considerable risks. Therefore, it is significant to possess a thorough understanding of the market and to proficiently manage risks when participating in crypto leverage trading.

The following chart sets forth the benefits and risks of crypto leverage trading:

Crypto Leverage Trading	Benefits	Risks
	<ul style="list-style-type: none">• Exposure to a position without having to own the underlying asset• Greater potential returns• Strategy diversification• Trade with limited capital• Teaches risk management and investing discipline	<ul style="list-style-type: none">• Do not own the underlying asset• Greater potential losses• High-risk trading• Can lose capital quickly in volatile markets• May be difficult for new traders• Daily financing fees on leveraged overnight positions

[TRADE_PLUGIN]BTCUSDT,BTCUSDT[/TRADE_PLUGIN]

Best Practices for Leveraged Crypto Trading

Leveraged crypto trading can be a valuable tool for traders, but it also requires a strong understanding of key principles to minimize mistakes and improve results. Here are some essential tips for navigating leveraged crypto trading effectively:

- **Use High Leverage with Caution:** High leverage can amplify profits, but it also significantly increases the risk of substantial losses. For beginners, it's advisable to start with lower leverage—such as 2x or 3x—to better understand market behavior and develop risk management strategies. Gradually increasing leverage as you gain experience can help protect your capital in the early stages.
- **Always Set Stop-Loss Orders:** When trading with leverage, implementing stop-loss orders is crucial. These automated triggers will close your position once the asset price falls to a predetermined level, limiting potential losses. Properly placed stop-losses can prevent small losses from turning into catastrophic ones, especially during sudden market downturns.
- **Monitor Your Positions Frequently:** Leverage trading demands active and consistent monitoring of your open positions. Since leveraged trades can be affected quickly by market swings, it's essential to track performance regularly to ensure you're within your risk tolerance. This is especially important in fast-moving or volatile markets, where price changes can be abrupt and unforgiving.
- **Understand Market Volatility:** Leverage trading is best suited for traders who are comfortable making quick decisions and reacting to price movements. A solid grasp of both technical analysis and market fundamentals is essential. In volatile environments, understanding what drives price action will enable more informed and strategic trading decisions.

By following these practices, you can significantly improve your leveraged crypto trading strategy, minimize risks, and enhance profitability.

[\ Trade On BTCC With 10 FREE USDT! /](#)

[Register Now To Earn Rewards Up To 10,055 USDT](#)

How to Select the Best Crypto Leverage Trading Platform?

Selecting the best crypto leverage trading platform involves considering several key factors to ensure that the platform you choose meets your trading needs and preferences. Here are some detailed guidelines to help you make an informed decision:

- **Platform Security:** Security is paramount in crypto trading. Ensure the crypto platform employs robust security measures such as two-factor authentication, cold storage for funds, and regular security audits. Check the platform's historical performance and any past security incidents. A platform with a clean track record is more trustworthy.
- **Leverage Options:** Different platforms provide varying maximum leverage levels. Choose a platform that provides leverage within your risk tolerance. For instance, some platforms like [BTCC](#) may offer up to **500x** leverage, while others may be more conservative. Novice traders usually want to begin with smaller ratios, whilst seasoned traders may employ more leverage.
- **Trading Fees:** Trading fees can exert significant influence on your profits, especially with frequent day trading. Therefore, analyze the platform's fee structure, including trading fees, funding fees, and withdrawal fees. Look for platforms with competitive fees that align with your trading strategy.
- **Cryptocurrency Support:** The range of supported cryptocurrencies varies widely between platforms. Some focus on major coins like Bitcoin and Ethereum, while others offer a broader selection including altcoins. Select a platform that supports a wide range of cryptocurrencies to diversify your portfolio.
- **User trading experience:** Choose a platform with a user-friendly and intuitive trading interface that suits your trading style. Besides, the platform's execution speed and reliability during high market volatility are also important for a delightful crypto trading experience.
- **Customer Support:** Ensure the crypto leverage trading platform provides responsive customer support via multiple channels, such as live chat, email, and phone. Read user reviews to determine response times and level of service.

[\ Trade On BTCC With 10 FREE USDT! /](#)

[Register Now To Earn Rewards Up To 10,055 USDT](#)

Best Cryptocurrency Leverage Trading Platforms for 2025

Below, we will dive in the top platforms for crypto trading with leverage in 2025.

Binance




Binance

Website: <https://www.binance.com/>

Perpetual: 548 Spot: 1493

Launched: 07/2017

Maker Fees: 0.02% Taker Fees: 0.04%



Name	Binance
Launched	07/2017
Website	https://www.binance.com/
Blog	
Twitter	https://twitter.com/binance
Maker Fees	0.02
Taker Fees	0.04
Perpetual Trading volume(24h)	\$ 126.1B
Perpetual Trading Pairs	548
Spot Trading volume(24h)	\$ 30.9B
Spot Trading Pairs	1493
Fiat Supported	ARS, AUD, BRL, CHF, CZK, DKK, EUR, HUF, MXN, PLN, RON, SEK, TRY, UAH, UZS, ZAR, AED, AMD, AZN, BGN, BHD, CAD, COP, CRC, DOP, ETB, GBP, GEL, GTQ, HKD, HNL, IDR, ILS, INR, ISK, JPY, KES, KWD, KYD, KZT, MNT, NZD, OMR, PAB, PEN, PHP, PYG, QAR, SAR, SOS, TJS, TWD, UGX, USD, UYU, VND, XAF, MAD, NAD, BDT, BIF, BND, BOB, BWP, CNY, DZD, EGP, GHS, GMD, IQD, KGS, KHR, LAK, LKR, LRD, MDL, MGA, MOP, MZN, NIO, NPR, PGK, PKR, RWF, SLE, TZS, VES, XOF, ZMW
Update Time	2025-08-25 08:03:03

Binance stands as our top-tier crypto platform for leverage trading. Since its inception in 2017, this exchange has swiftly ascended to become one of the largest in terms of trading volume, facilitating daily transactions exceeding \$20 billion. The exchange boasts support for over 400 cryptocurrencies and offers a diverse range of trading options, encompassing perpetual futures contracts, margin trading, and options trading.

Binance provides 5x margin trading on more than 100 USDT trading pairs and offers 10x leverage on various BTC-based trading pairs. Additionally, the platform's derivatives include quarterly and perpetual contracts, offering up to 50x leverage, as well as options trading. Notably, BTC futures allows up to 125x leverage, albeit with variations in maximum leverage based on margin type,

whether cross or isolated.

One of Binance’s notable features is its competitive fee structure, with futures trading fees starting at a mere 0.2% for makers and 0.05% for takers, and even lower rates for high-volume traders and BNB holders. Furthermore, the platform boasts high liquidity, ensuring seamless order execution even amidst volatile market conditions.

Types of Crypto Leverage Trading	USDT-M, USDC-M, Coin-M futures, margin trading, and options trading
Maximum Leverage	125x
Fees	Futures Market: 0.02%/0.05% Options Trading: 0.03% maker/taker
No. of Coins and Tokens	400+ tokens and 1200+ trading pairs

Binance

Pros

Cons

- High-leverage trading with up to 125x
- Competitive trading fees (starting at 0.1%)
- Supports 400+ cryptocurrencies including top altcoins
- High liquidity and trading volume
- Advanced charting tools and technical analysis features
- Mobile app available for both iOS and Android

- Challenging for new traders
- No demo account
- Regulatory scrutiny in multiple countries

MEXC

	
Name	MEXC
Launched	04/2018
Website	https://www.mexc.com/

Blog	https://t.me/MEXCEnglish
Twitter	https://twitter.com/MEXC_Official
Maker Fees	0
Taker Fees	0.02
Perpetual Trading volume(24h)	\$ 41.3B
Perpetual Trading Pairs	768
Spot Trading volume(24h)	\$ 4.6B
Spot Trading Pairs	2039
Fiat Supported	EUR, GBP, CHF, AUD, JPY
Update Time	2025-08-25 08:11:01

MEXC is rapidly gaining popularity among traders seeking advanced features and a vast array of cryptocurrencies. What distinguishes MEXC is its user-friendly design and extensive range of trading options - offering access to over 2,500 different cryptocurrencies across more than 3,000 trading pairs. Low trading fees enhance its appeal, but MEXC also stands out for its leverage crypto trading on over 100 assets, encompassing BTC, ETH, and a broad spectrum of altcoins.

MEXC utilizes perpetual futures (perps) to provide crypto market trading with leverage ranging from 5x to 200x. Popular trading pairs like BTC/USDT offer ample trading opportunities, while the platform also supports leveraged trades for trending meme coins such as PEPE, WIF, BONK, and FLOKI. Traders can take long or short positions and settle trades in USDT or the underlying cryptocurrency.

One of the most attractive aspects of MEXC is its zero-fee trading for futures-maker traders, with a fee schedule of 0% for makers and 0.01% for takers. This enables active traders to significantly reduce their transaction costs. Another compelling feature is MEXC doesn't require KYC (Know Your Customer) checks for basic accounts, which is great for users who value their privacy. However, if you want to withdraw larger amounts (more than 10 BTC per day), you'll need to verify your identity.

Types of Crypto Leverage Trading	Perpetual futures
Maximum Leverage	200x
Fees	Futures: 0% maker, 0.02% taker
Number of Trading Pairs	100+ leveraged pairs

MEXC

Pros

Cons

- Withdraw up to 10 BTC per 24 hours without KYC
- Massive selection of cryptocurrencies
- Copy trading and demo trading
- Non-KYC crypto trading platform with leverage

- No margin trading or options contracts
- Trading without ID verification can be risky
- Only supports 3 fiat currencies in the P2P trading market

BTCC (Most Recommended)




BTCC


Website: <https://www.btcc.com/>

Perpetual: 297 Spot: 353

Launched: 06/2011

Maker Fees: 0.045% Taker Fees: 0.045%



	
Name	BTCC
Launched	06/2011
Website	https://www.btcc.com/
Blog	https://www.btcc.com/blog/
Twitter	https://twitter.com/BTCCexchange
Maker Fees	0.045
Taker Fees	0.045
Perpetual Trading volume(24h)	\$ 40.5B
Perpetual Trading Pairs	297
Spot Trading volume(24h)	\$ 2.5B
Spot Trading Pairs	353
Fiat Supported	CAD, KRW, TWD, EUR, USD, JPY, ALL, DZD, AOA, ARS, AMD, AWG, AZN, BSD, BHD, BDT, BYN, BZD, BAM, BWP, BRL, BND, BGN, BIF, CVE, KHR, CLP, COP, KMF, CDF, XAF, NZD, CRC, CZK, DKK, DJF, XCD, DOP, EGP, ERN, ETB, FKP, FJD, GMD, GEL, GIP, GTQ, GBP, GYD, HNL, HUF, ISK, IDR, IRR, IQD, ILS, JMD, JOD, KZT, KES, KWD, KGS, LAK, LBP, LRD, LYD, MOP, MGA, MWK, MYR, MVR, MRU, MUR, MXN, MDL, MNT, MAD, MZN, NPR, NGN, NOK, OMR, PKR, PAB, PYG, PEN, PHP, PLN, QAR, MKD, RON, RUB, WST, SAR, RSD, SGD, SBD, ZAR, SSP, LKR, SDG, SRD, SZL, SEK, TJS, TZS, THB, XOF, TOP, TTD, TRY, TMT, AUD, UGX, UAH, AED, VUV, VND, XPF, YER, ZMW, ZWL
Update Time	2025-08-25 08:13:01

BTCC is the highest leverage trading platform among crypto exchanges with up to **500x** leverage for leading cryptos like BTC and ETH. Founded back in 2011, BTCC is one of the longest-serving crypto exchanges in existence in the world. Combining a user-friendly interface with up to 500x leverage on over 300 crypto assets, BTCC is dedicated to providing a trading platform that is fair and reliable in every sense.

One of BTCC's standout features is its top-notch security. Since its inception, BTCC has weathered the ups and downs of numerous bull and bear markets without a single hack accident report, making it one of the most trusted exchange in operation.

BTCC's leverage option supports up to 500x leverage in the futures market, making its an attractive platform for savvy investors looking for huge return. BTCC probably offers one of the lowest transaction fees in the industry - only 0.03% for every trade. Due to its high liquidity, reliability, ease of use, and security, BTCC has been regarded as one of the most popular crypto exchange in the world.

Types of Crypto Leverage Trading	Perpetual futures
Maximum Leverage	500x
Fees	Futures: 0.06% maker, 0.06% taker
Number of Trading Pairs	100+ leveraged pairs

BTCC

Pros

Cons

- Offers high leverage, up to 500x on futures trades
- Huge selection with 300+ crypto assets
- Strong security features
- Copy trading & demo account
- Limited fiat currencies supported

[\ Trade On BTCC With 10 FREE USDT! /](#)

[Register Now To Earn Rewards Up To 10,055 USDT](#)

Conclusion

Leverage trading has the potential to generate substantial profits with a relatively modest investment. However, it is crucial to recognize that leverage can also amplify losses, making crypto leverage trading inherently more risky than non-leveraged trades.

In summary, the most reputable leverage trading platforms provide a variety of features tailored to meet the needs of different traders. For instance, Binance boasts high trading volumes, while MEXC offers an extensive selection of altcoins and competitive fees. BTCC, on the other hand, appeals to both novice and seasoned traders with its user-friendly interfaces and up to 500x leverage.

To effectively use leverage, investors should carefully choose their leverage ratio, set stop-loss orders, and continuously monitor the market to ensure they can control risks while maximizing potential profits. For beginners, it's advisable to start with lower leverage and gradually build experience while understanding the risks associated with each trade.

Besides, when selecting a platform, it is essential to consider factors such as leverage ratios, supported cryptocurrencies, fees, security measures, and user experience. Always prioritize responsible trading practices and have a thorough understanding of the risks associated with leverage.

[\ Trade On BTCC With 10 FREE USDT! /](#)

[Register Now To Earn Rewards Up To 10,055 USDT](#)

About BTCC

Fully licensed and regulated in the **U.S., Canada, and Europe**, BTCC is a well-known cryptocurrency exchange, boasting an impeccable security track record since its establishment in 2011, with **zero reported hacks or breaches**. BTCC platform provides a diverse range of trading features, including **demo trading**, [crypto copy trading](#), [spot trading](#), as well as [crypto futures trading](#) with a leverage of up to **500x**. If you want to engage in cryptocurrency trading, you can start by signing up for [BTCC](#).



[BTCC](#) is among the best and safest platforms to trade cryptos in the world. The reasons why we introduce BTCC for you summarize as below:

- **Industry-leading security**
- **High Liquidity & Volume**
- **Extremely low fees**
- **High and rich bonus**
- **Excellent customer service**

[\ Trade On BTCC With 10 FREE USDT! /](#)

[Register Now To Earn Rewards Up To 10,055 USDT](#)

How to Trade Crypto Futures on BTCC?

BTCC supports trading for USDT- M Perpetual Futures contracts with a leverage of up to 500x, you can trade over 300 cryptocurrencies on BTCC at the most competitive price and highest security.

The following sets forth the step-by-step guidance for crypto futures trading on cryptocurrency

exchange BTCC:

Step 1: Create a BTCC account

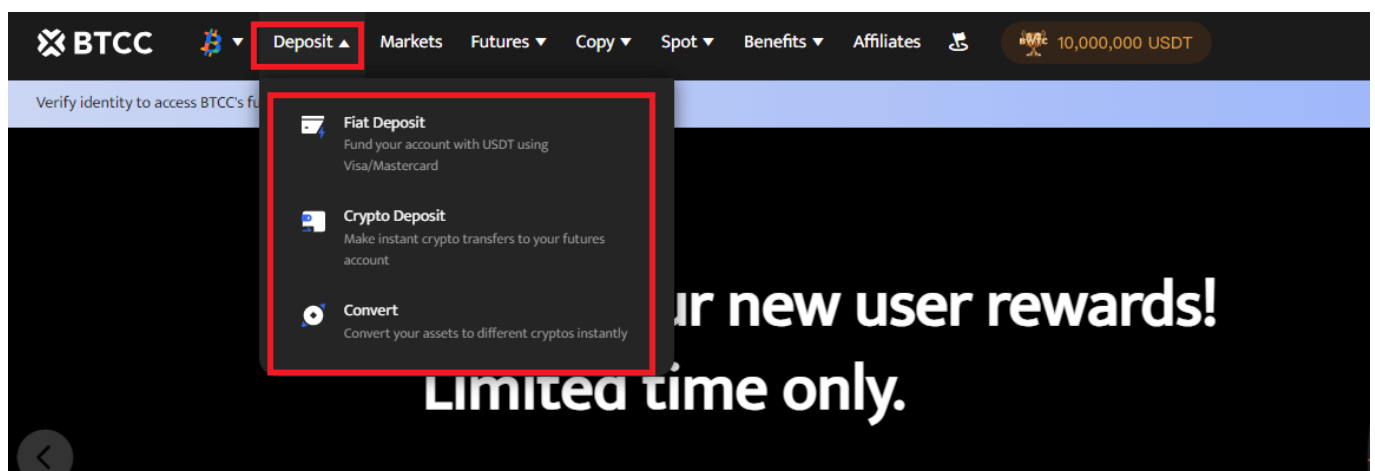
[Sign up](#) BTCC to start your journey on this leading crypto exchange.

Step 2: Complete BTCC's identity verification

Kindly verify your identity to ensure full compliance and enhance your trading experience on BTCC. You can access the [identity verification page](#), fill out your country, upload your ID documents, and submit your selfie. You will receive a notification once your identity has been successfully verified.

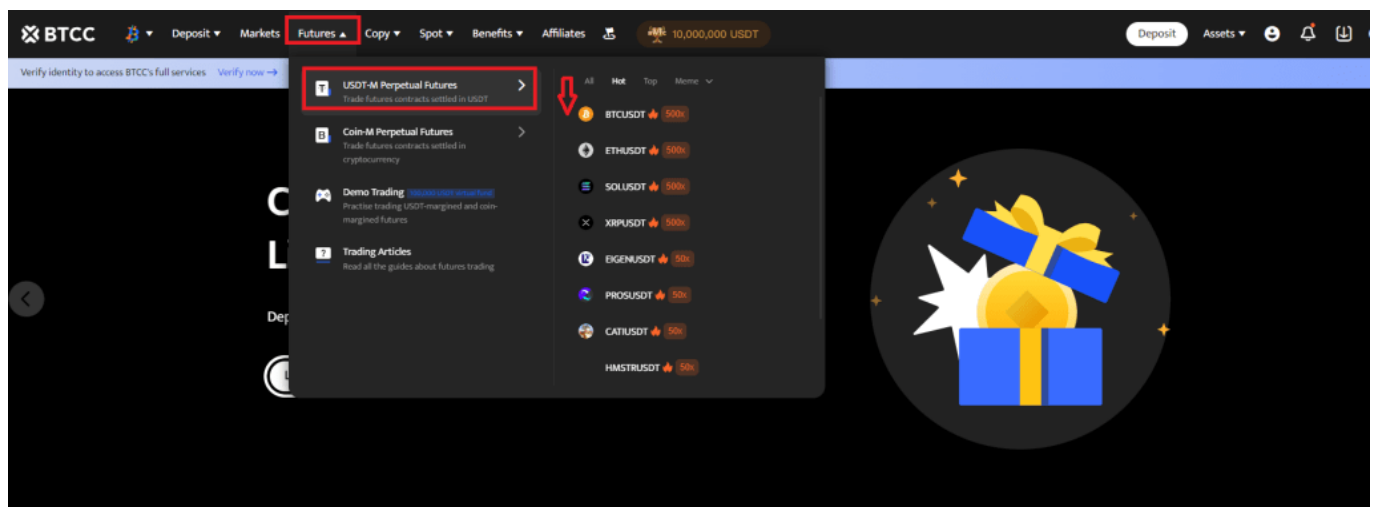
Step 3: Fund your BTCC account

On the [BTCC official homepage](#), choose "Deposit", and then fund your account with your preferred method



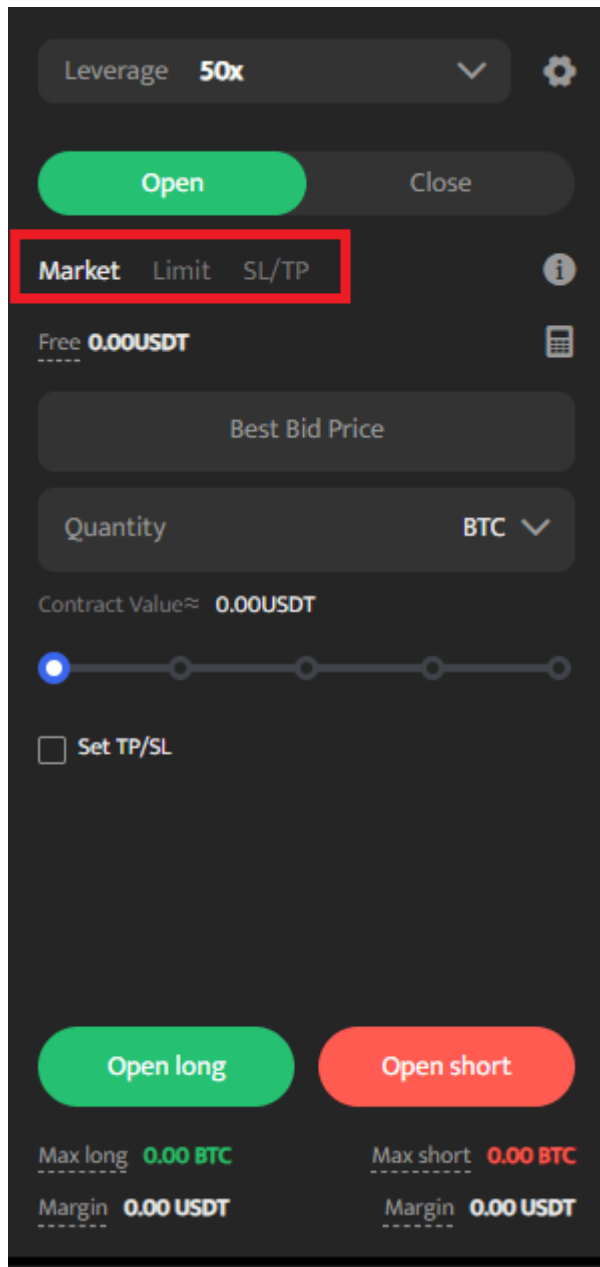
Step 4: Place your crypto futures order on BTCC

Go back to the BTCC official homepage, choose "Futures" - "USDT-M Perpetual Futures Contract", and find the crypto trading pair that you want to trade.

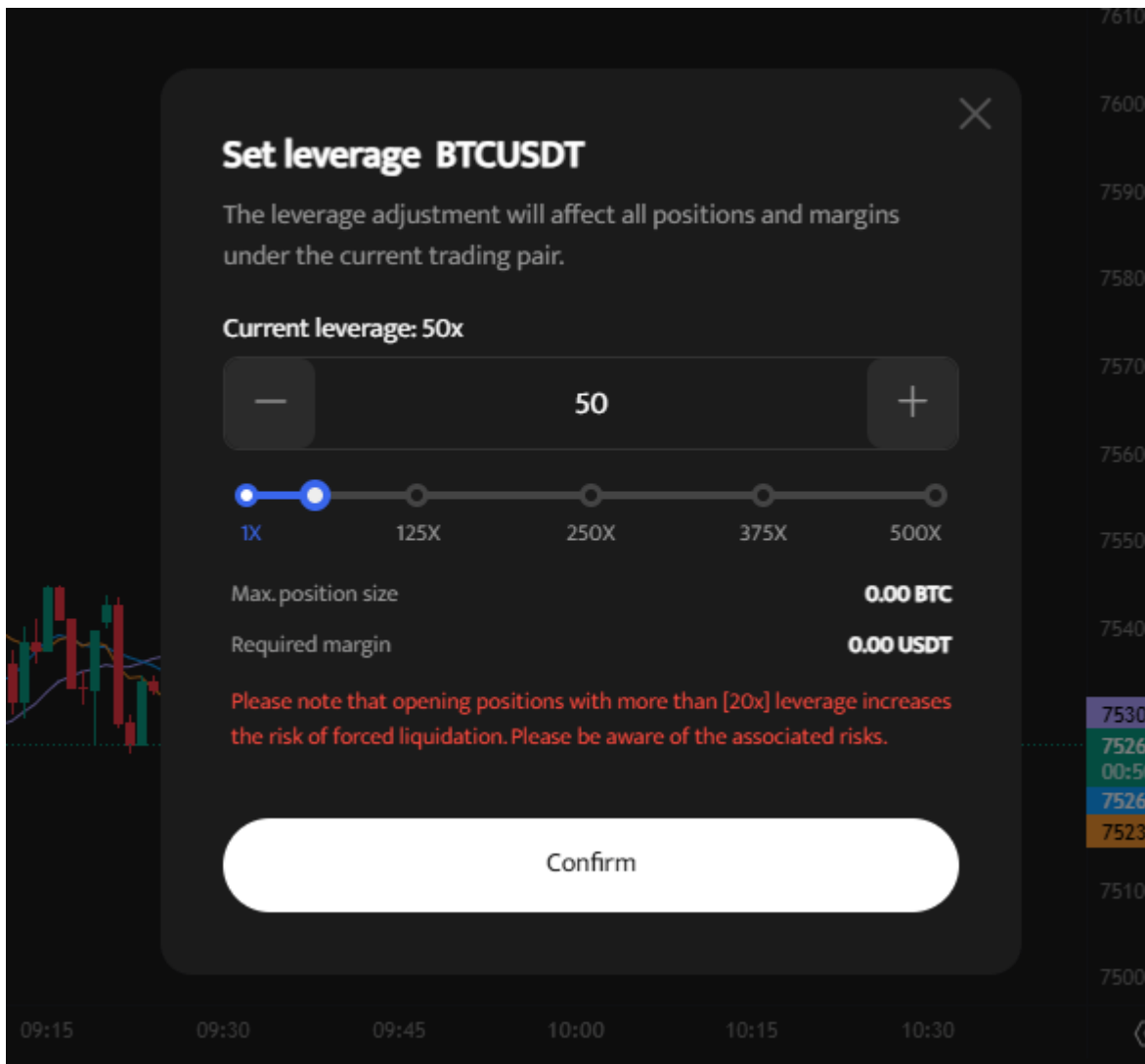


Then, choose the contract trading order type. Futures contract orders on BTCC platform include market orders, limit orders and SL/TP orders.

- **Market Order:** users place orders at the best price in the current market to achieve fast trading.
- **Limit Order:** Limit orders are a type of order to buy or sell futures at a price more favourable than the market price. When you buy at a price lower than the market price or sell at a price higher than the market price, the order will be in the form of a limit order.
- **SL/TP Order:** SL/TP orders are a type of order to buy or sell futures at a price less favourable than the market price. When you buy at a price higher than the market price or sell at a price lower than the market price, the order will be in the form of a SL/TP order.



Next, adjust the leverage multiple.



Please keep in mind that operating leverage carries the risk of liquidation. Leverage should be adjusted based on your financial status and risk tolerance.

Then, choose the lot size and set the SL/TP price. After setting the basic data information, users can choose to buy (open long) or sell (open short) after entering their ideal price. Traders should remind that the price cannot be higher or lower than the highest buying price or lowest selling price of the platform.

Finally, click the buy or sell button, and the crypto futures contract order is completed.

\ Trade On BTCC With 10 FREE USDT! /

[Register Now To Earn Rewards Up To 10,055 USDT](#)

BTCC Exchange FAQs

Is BTCC Legit?

Of course, with a long operation history of 14 years, BTCC boasts an impressive user base and a stellar track record. BTCC puts a strong emphasis on conducting business in various countries and regions under the premise of lawfulness and compliance. Currently, BTCC has obtained regulatory licences in a variety of countries.

Is BTCC Safe?

Since its foundation in 2011, BTCC has proven to be a safe crypto exchange as it has recorded no report of fraudulent activities involving the platform's backend or users' accounts. BTCC crypto trading platform lays great emphasis on security, which can be evidenced by implementing compulsory know-your-customer (KYC) and anti-money laundering (AML) policies. Besides, BTCC also provides added security measures like two-factor authentication (2FA) for actions like withdrawals.

Does BTCC Require KYC?

Yes, to strength security and meets regulatory requirements, BTCC users must complete the Know Your Customer (KYC) procedure before using BTCC products. During this procedure, users are required to submit valid identification documents and a facial recognition scan.

Can Canadian Investors Trade Cryptos on BTCC?

Of course, BTCC is legit in Canada as it has already received a crypto licence issued by the Financial Transactions and Reports Analysis Centre of Canada (FINTRAC). Canadian traders can log in BTCC to trade cryptos with highest security level and most competitive fee.

\ Trade On BTCC With 10 FREE USDT! /

[Register Now To Earn Rewards Up To 10,055 USDT](#)

You May Like:

[BTCC Exchange Review 2025](#)

[Understanding KYC In Crypto: How To Complete KYC On BTCC](#)

[A Beginner's Guide: What Is Copy Trading & How To Start Copy Trading On BTCC](#)

[What Is Spot Trading In Crypto & How To Start Crypto Spot Trading On BTCC: A Comprehensive Guide For 2025](#)

[How To Use Copy Trading Strategy To Maximize Your Crypto Profits](#)

[Best Crypto Futures Trading Platforms In April 2025](#)

[Best Non KYC Crypto Exchanges In April 2025](#)

[How To Buy Pi Network \(PI\): A Comprehensive Guide In 2025](#)

[Pi Network Mainnet Launch Now Goes Live: Pi Network Price Prediction Post Mainnet Launch](#)

[Pi Network \(PI\) Price Prediction: Will Pi Coin Reach \\$500 After Major Exchange Listings?](#)

[Who Is Lazarus Group: Unraveling the Mystery Behind Bybit's \\$1.4B Hack](#)

[Bybit Hack: Everything You Need To Know About It](#)

[What Is Kaito \(KAITO\) Coin: Binance Announces Kaito \(KAITO\) As The 9th Project In Its HODLer](#)

[Airdrops Program](#)

[Larva To Moon \(\\$LARVA\) Meme Coin Review & Analysis: Next Big Gem?](#)

[Pi's Open Mainnet Goes Live On February 20: Everything You Need To Know About It](#)

[How to Sell Pi Coin in Canada: A Complete Guide for 2025](#)

[What Is Pi Network Dog \(PIDOG\) Meme Coin: PIDOG Rides High As PI Mainnet Introduces It In First 20 Apps](#)

[Mutuum Finance \(MUTM\) Coin Review & Analysis: Next 100x Gem?](#)

[What Is DeepSeek? Everything You Need To Know About It](#)

[Bitcoin \(BTC\) Breaks \\$100K Amid Post-Election Bull Run: What Drive BTC Price Up & What's Next?](#)

[Hottest Cryptocurrencies To Buy In Canada For December 2025](#)

[Best Bitcoin ETFs To Buy In Canada After Bitcoin Breaking \\$100K Milestone](#)

[Hottest Meme Coins To Buy In Canada After Bitcoin Passing \\$100K Milestone](#)

[A Beginner's Guide: How To Buy Meme Coins In Canada In 2025](#)

[A Beginner's Guide: How to Trading Crypto in Canada in 2025](#)

[Best Crypto Wallets Canada 2025: Top & Secure Picks!](#)

[Coinbase Exchange Review 2025: Best Platform For Crypto Trading?](#)

[BTCC vs. Bybit vs. eToro: which is the best choice for you?](#)

[BTCC vs. Bitbuy](#)

[Compare BTCC vs. Binance: Which is a Better Choice for Canadian Traders in 2025?](#)

[BTCC vs. NDAX: which is a better choice for crypto trading in Canada?](#)

[A Beginner's Guide: How To Buy Meme Coins In Canada In 2025](#)

[A Beginner's Guide: How to Trading Crypto in Canada in 2025](#)

[Canada Cryptocurrency Market Analysis and Outlook 2025](#)

[How to Buy Pepe \(PEPE\) in Canada: A Complete 2025 Guide](#)

[How to Buy Ripple \(XRP\) in Canada](#)

[How to Buy Dogecoin In Canada](#)

[Beginner's Guide: How to Buy Bitcoin in Canada](#)

[How to Choose Best Crypto Exchanges in Canada](#)

[Best Crypto Exchanges Canada 2025](#)

[Best Crypto Trading Bots in Canada for April 2025](#)